

DATA SHEET

WIRELESS COMPONENTS

Combo
BLF2012LL98R2400A

2.4 – 2.5 GHz
2012 Series



FEATURES

- Compact size design
- RoHS compliant

APPLICATIONS

- WLAN, 802.11a/b/g/n
- Bluetooth
- ISM Band

ORDERING INFORMATION

All part numbers are identified by the series, packing type, material, size, antenna type, working frequency and packing quantity.

PART NUMBER

BLF 2012 LL 98 R 2400A
 (1) (2) (3) (4) (5) (6)

(1) PRODUCT

BLF = Combo

(2) SIZE

2012 = 2.0 × 1.2

(3) MATERIALS

Material Code LL

(4) TYPE

98 = Type 98

(5) PACKING STYLE

R = Tape and Reel

(6) WORKING FREQUENCY

2400 = 2.4GHz

PHYCOMP CTC

CBA471171498245K

I2NC

471171498245

SPECIFICATION

Table 1

DESCRIPTION	VALUE
Pass Band	2400-2500 MHz
Unbalanced Impedance	50Ω
Balanced Impedance	Conjugate match to CSR BC03/04 series
Unbalanced port V.S.W.R.	2.0 (Max.)
Balanced port V.S.W.R.	2.0 (Max.)
Insertion Loss	3.0dB (Typ.) at 25 °C
	3.5dB (Max) at 25 °C
	3.8dB (Max) at -40 ~ 85 °C
Ripple	1.0 dB (Max)
Amplitude Balance	1.0 dB (Max) at 25 °C
	1.4 dB (Max) at -40 ~ 85 °C
Phase Differential	180 ± 5 degree at 25 °C
	180 ± 10 degree at -40 ~ 85 °C
Attenuation	40dB(Min) @880~960MHz
	25dB(Min) @1300~1600MHz
	35dB(Min) @4800~5000MHz
	30dB(Min) @7200~7500MHz
DC Working Voltage	0 ~ 25 Volt

DIMENSIONS

Table 2 Machinical Dimension

	DIMENSION
L (mm)	2.00 ±0.15
W (mm)	1.25 ±0.15
T (mm)	0.90 ±0.15
P1 (mm)	0.30 ±0.15
P2 (mm)	0.30 ±0.15
P3 (mm)	0.30 ±0.15
P4 (mm)	0.50 ±0.15
P5 (mm)	0.30 ±0.15
P6 (mm)	0.30 ±0.15
P7 (mm)	0.30 ±0.15
P8 (mm)	0.50 ±0.15
D1 (mm)	0.20 ±0.15
D2 (mm)	0.65 ±0.15
D3 (mm)	0.35 ±0.15
D4 (mm)	0.30 ±0.15

OUTLINES

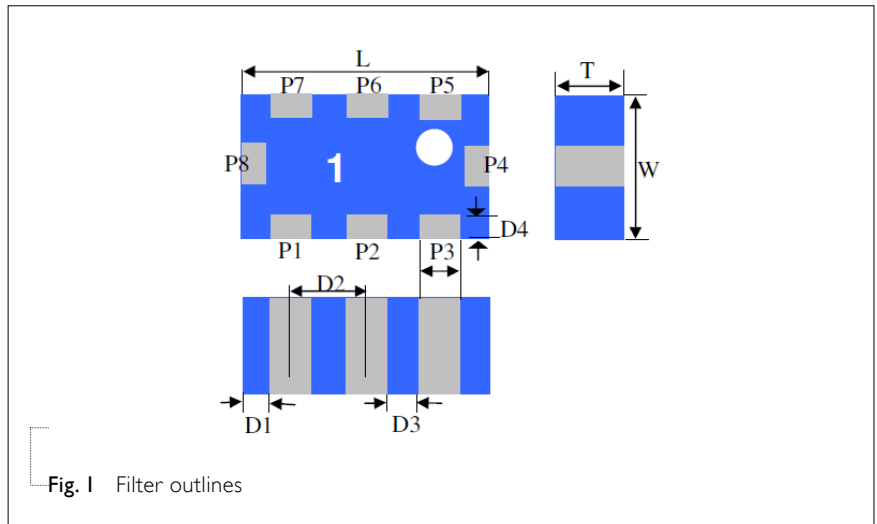


Fig. 1 Filter outlines

Table 3 Termination configuration

TERMINAL NAME	FUNCTION	TERMINAL NAME	FUNCTION
P1	Balanced	P5	Unbalanced
P2	Ground Terminal	P6	DC
P3	Balanced	P7	Not Connect
P4	Ground Terminal	P8	Ground Terminal

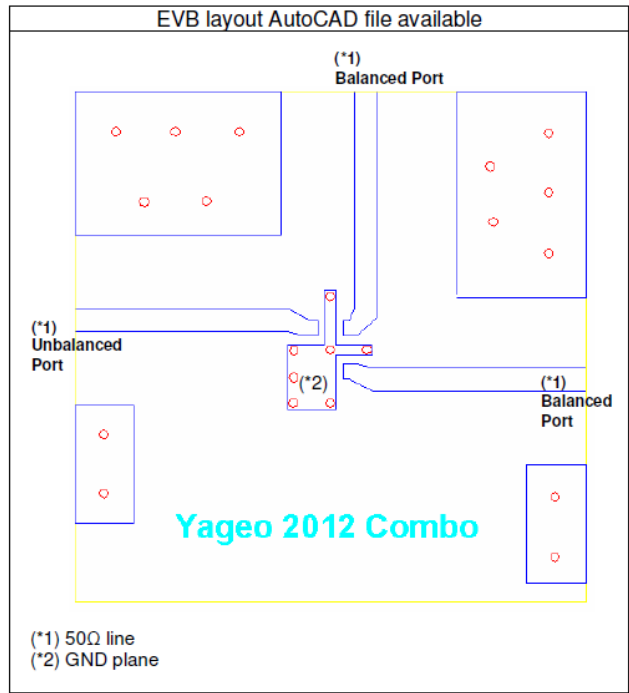


Fig. 2 Reference design of evaluation board

ELECTRICAL PERFORMANCES

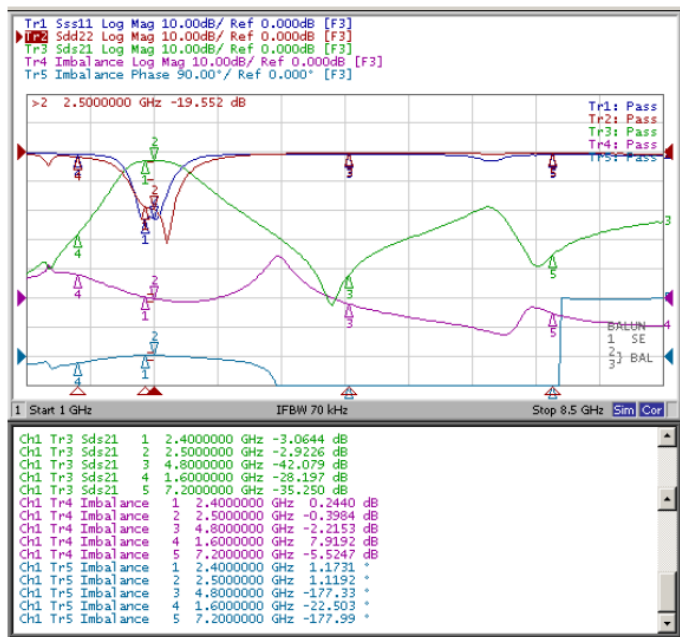


Fig. 3 Frequency Characteristics

- Unbalanced port return loss (Sss11, single-ended port return loss)
- Balanced port return loss (Sdd22, differential port return loss)
- Insertion loss (Sds21, differential port to single-ended port)
- Imbalance of amplitude (S21/S31, amplitude difference)
- Imbalance of phase (S21/S31, phase difference)

REVISION HISTORY

REVISION	DATE	CHANGE NOTIFICATION	DESCRIPTION
Version 0	Apr. 17, 2013	-	- New data sheet for Combo, 2.45GHz application, 2012 series