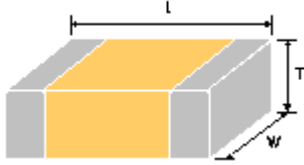


Chip Monolithic Ceramic Capacitor

Electrical Characteristics Data

0402 X7R 680pF 50V(0402B681K500CT)

1. Dimension



Size Inch (mm)	L (mm)	W (mm)	T (mm)
0402 (1005)	1.00±0.05	0.50±0.05	0.50±0.05

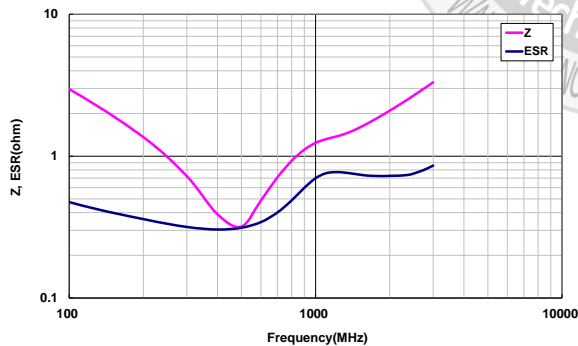
2. Cap, DF, IR @25°C

(Cap, DF @1KHz, 1Vrms ; IR @50V, 120sec)

Item	Spec
Cap [pF]	680(±10%)
DF	≤ 2.5%
IR [G-ohm]	≥ 10

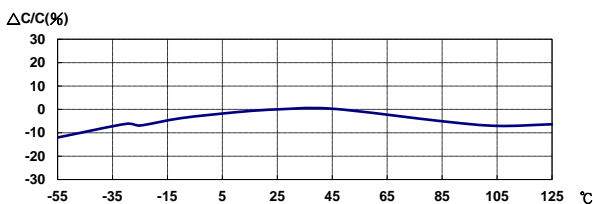
3. Impedance/ESR-Frequency

(Equipment: 4287A)



4. Capacitance – Temperature Characteristics

(Equipment: 4284A)

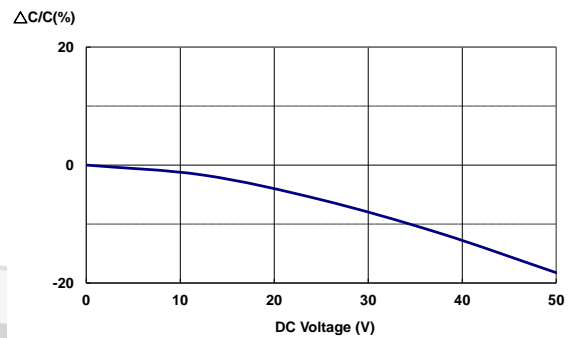


5. Capacitance – DC Voltage Characteristics

(Equipment: 4980A+B1505A+N1259A)

(DC charge 60±5sec)

25V : -5.88% ; 50V : -18.25%



6. Capacitance – AC Voltage Characteristics

(Equipment: 4980A)

