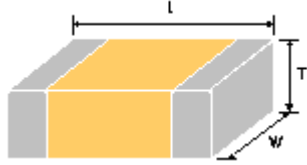


Chip Monolithic Ceramic Capacitor

Electrical Characteristics Data

1206 Y5V 0.1uF 25V (1206F104Z250CT)

1. Dimension



Size Inch (mm)	L (mm)	W (mm)	T (mm)
1206 (3216)	3.20±0.15	1.60±0.15	0.80±0.10

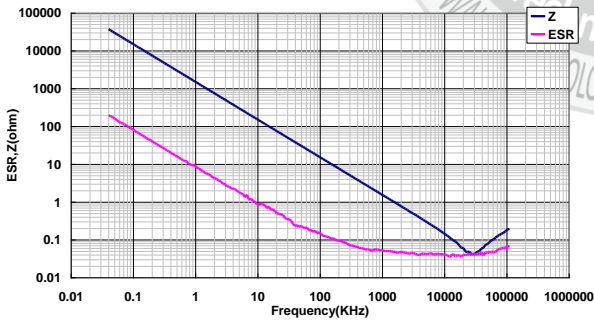
2. Cap, DF, IR @25°C

(Cap, DF @1KHz, 1Vrms ; IR @25V, 120sec)

Item	Spec
Cap [uF]	0.1(-20/+80%)
DF	≤ 5%
IR [G-ohm]	≥ 5

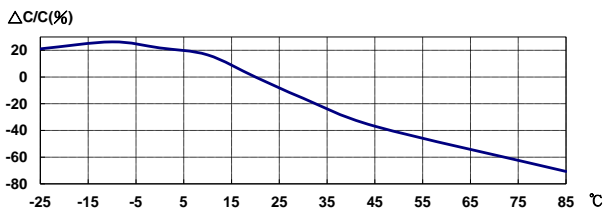
3. Impedance/ESR-Frequency

(Equipment: 4294A)



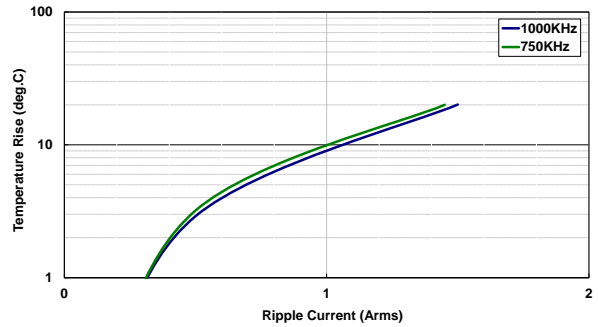
4. Capacitance – Temperature Characteristics

(Equipment: 4284A)



5. Temperature Rise – Ripple Current

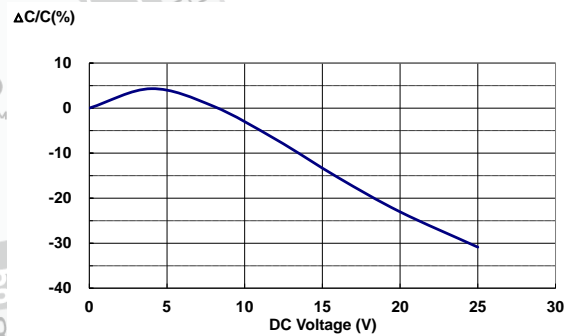
(Equipment: 11810)



6. Capacitance – DC Voltage Characteristics

(Equipment: 4284A; DC charge 60±5sec)

12V : -6.94% ; 25V : -30.87%



7. Capacitance – AC Voltage Characteristics

(Equipment: 4284A)

