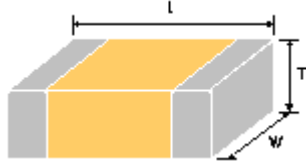


Chip Monolithic Ceramic Capacitor

Electrical Characteristics Data

1206 Y5V 1.5uF 10V (1206F155Z100CT)

1. Dimension



Size Inch (mm)	L (mm)	W (mm)	T (mm)
1206 (3216)	3.20±0.15	1.60±0.15	0.95±0.10

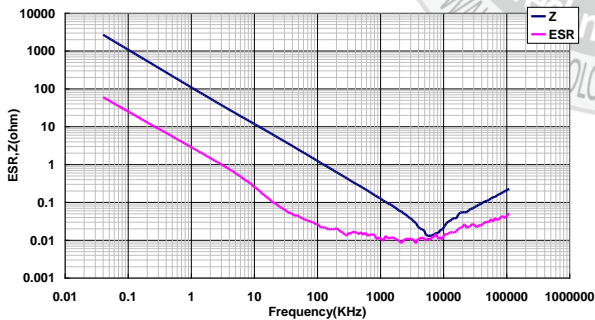
2. Cap, DF, IR @25°C

(Cap, DF @1KHz, 1Vrms ; IR @10V, 120sec)

Item	Spec
Cap [uF]	1.5(-20/+80%)
DF	≤ 12.5 %
IR [M-ohm]	≥333.33

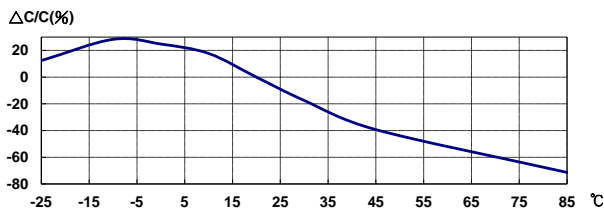
3. Impedance/ESR-Frequency

(Equipment: 4294A)



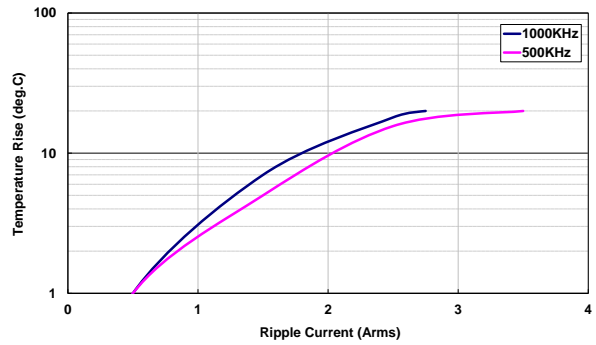
4. Capacitance – Temperature Characteristics

(Equipment: 4284A)



5. Temperature Rise – Ripple Current

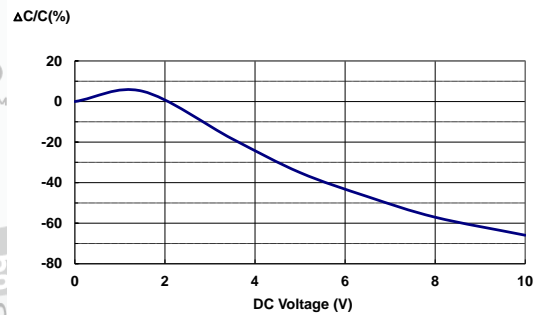
(Equipment: 11810)



6. Capacitance – DC Voltage Characteristics

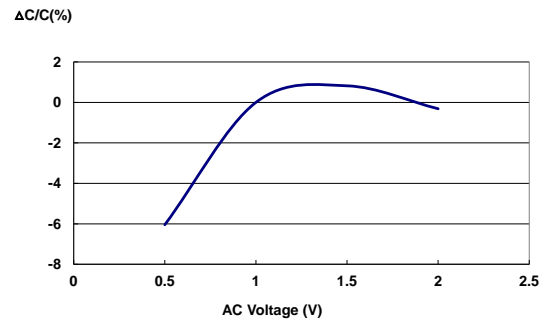
(Equipment: 4284A; DC charge 60±5sec)

5V : -35.03% ; 10V : -65.92%



7. Capacitance – AC Voltage Characteristics

(Equipment: 4284A)



Last updated : 2019/03/29