

Chip Monolithic Ceramic Capacitor

## Electrical Characteristics Data

### X1/Y2, 1808,X7R,1000pF, 5000V impluse voltage (S242B102K502CT)

1. Dimension



Size Inch (mm)	L (mm)	W (mm)	T (mm)
1808 (4520)	4.50+0.5/-0.3	2.00±0.25	2.00±0.20

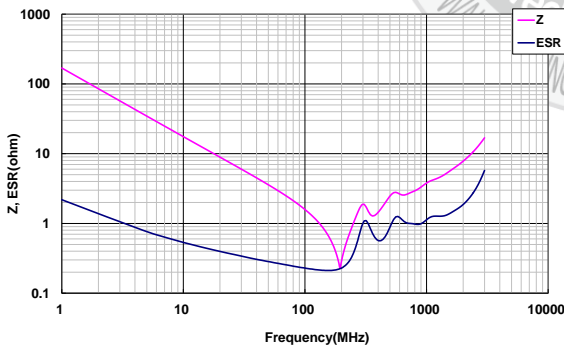
2. Cap, DF, IR @25°C

(Cap, DF @1KHz, 1Vrms ; IR @500V, 120sec)

Item	Spec
Cap [pF]	1000(±10%)
DF	≤ 2.5%
IR [G-ohm]	≥ 10

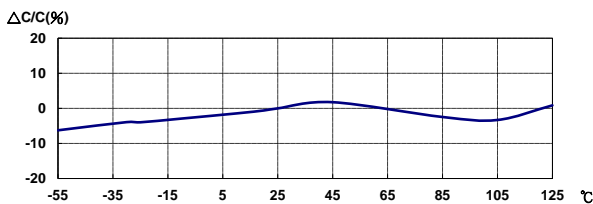
3. Impedance/ESR-Frequency

(Equipment: 4991B)



4. Capacitance – Temperature Characteristics

(Equipment: 4980A)

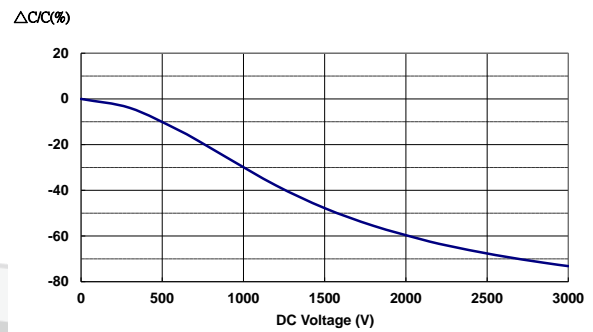


5. Capacitance – DC Voltage Characteristics

(Equipment: E4980A+B1505A+N1259A)

(DC charge 60±5sec)

1500V :-47.8% ; 3000V :-73.19%



6. Capacitance – AC Voltage Characteristics

(Equipment: 4980A)

