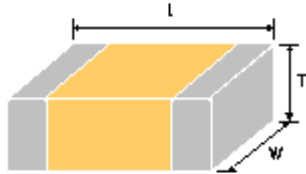


Chip Monolithic Ceramic Capacitor

## Electrical Characteristics Data

### X1/Y2, 1812,X7R, 1nF, 5000V impluse voltage (S243B102K502CT)

1. Dimension



Size Inch (mm)	L (mm)	W (mm)	T (mm)
1812 (4532)	4.50 +0.5/-0.3	3.20±0.40	2.50±0.30

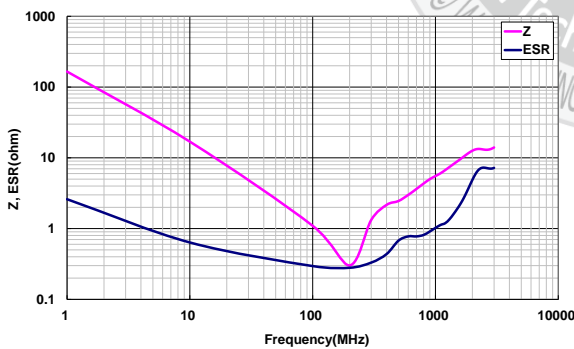
2. Cap, DF, IR @25°C

(Cap, DF @1KHz, 1Vrms ; IR @500V, 120sec)

Item	Spec
Cap [nF]	1 (±10%)
DF	≤2.5%
IR [G-ohm]	≥10

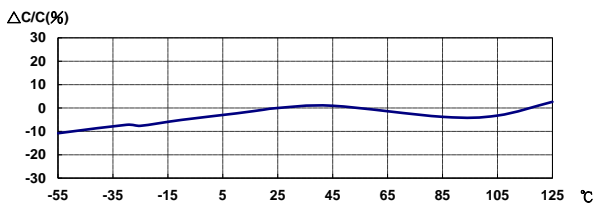
3. Impedance/ESR-Frequency

(Equipment: 4287A)



4. Capacitance – Temperature Characteristics

(Equipment: 4284A)

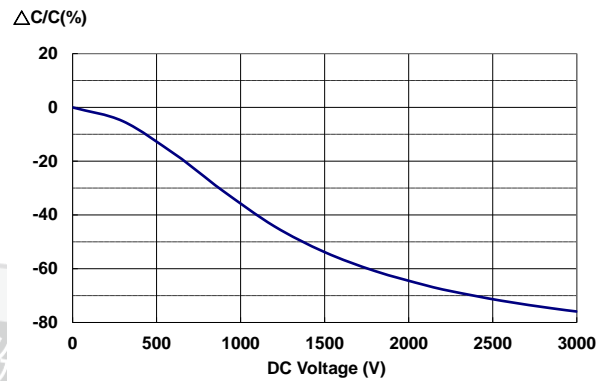


5. Capacitance – DC Voltage Characteristics

(Equipment: E4980A+B1505A+N1259A)

(DC charge 60±5sec)

1500V:-53.82%; 3000V: -75.90%



6. Capacitance – AC Voltage Characteristics

(Equipment: 4980A)

