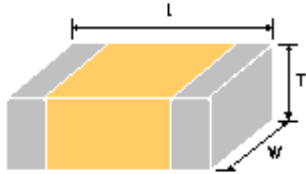


Chip Monolithic Ceramic Capacitor

## Electrical Characteristics Data

### X1/Y2, 1812,X7R, 680pF, 5000V impulse voltage (S243B681K502CT)

1. Dimension



Size Inch (mm)	L (mm)	W (mm)	T (mm)
1812 (4532)	4.50+0.50/-0.30	3.20±0.40	2.00±0.20

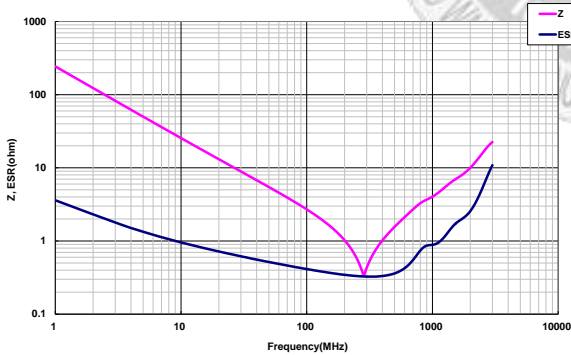
2. Cap, DF, IR @25°C

(Cap, DF @1KHz, 1Vrms ; IR @500V, 120sec)

Item	Spec
Cap [pF]	680 (±10%)
DF	≤ 2.5%
IR [G-ohm]	≥ 10

3. Impedance/ESR-Frequency

(Equipment: 4991B)

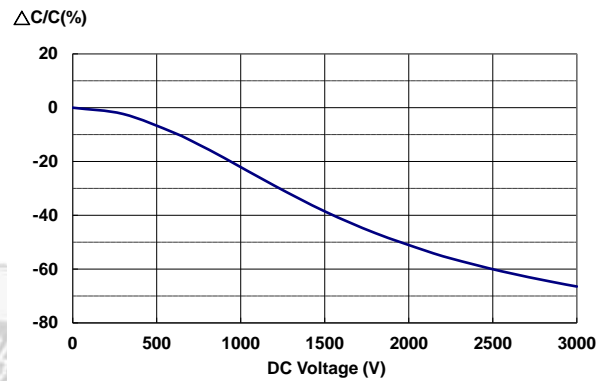


5. Capacitance – DC Voltage Characteristics

(Equipment: E4980A+B1505A+N1259A)

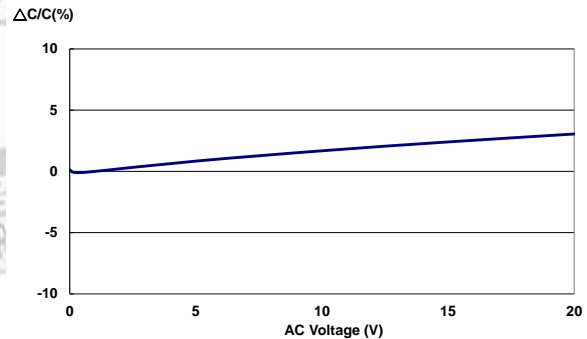
(DC charge 60±5sec)

1500V:-38.54%; 3000V: -66.46%



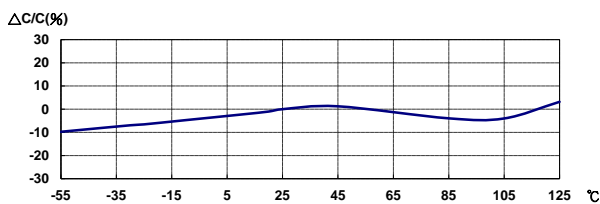
6. Capacitance – AC Voltage Characteristics

(Equipment: 4980A)



4. Capacitance – Temperature Characteristics

(Equipment: 4980A)



Last updated : 2020/10/27