

Chip Monolithic Ceramic Capacitor

Electrical Characteristics Data

X1/Y2, 2211,X7R, 1nF, 5000V impluse voltage (S252B102J502CT)

1. Dimension



Size Inch (mm)	L (mm)	W (mm)	T (mm)
2211 (5728)	5.70±0.50	2.80±0.30	2.50±0.30

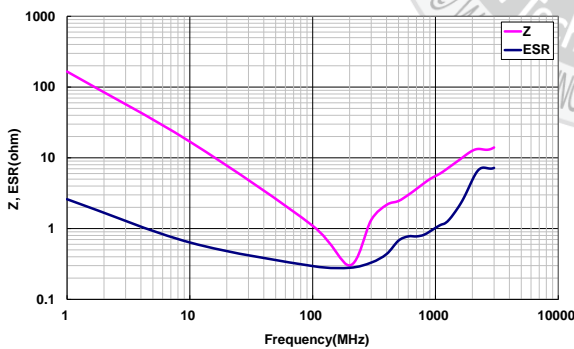
2. Cap, DF, IR @25°C

(Cap, DF @1KHz, 1Vrms ; IR @500V, 120sec)

Item	Spec
Cap [nF]	1 (±5%)
DF	≤2.5%
IR [G-ohm]	≥10

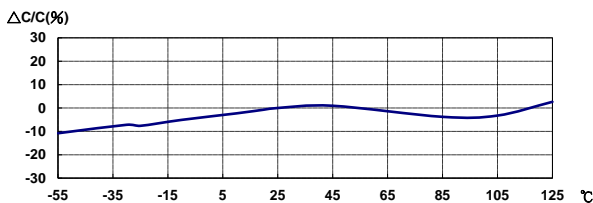
3. Impedance/ESR-Frequency

(Equipment: 4287A)



4. Capacitance – Temperature Characteristics

(Equipment: 4284A)

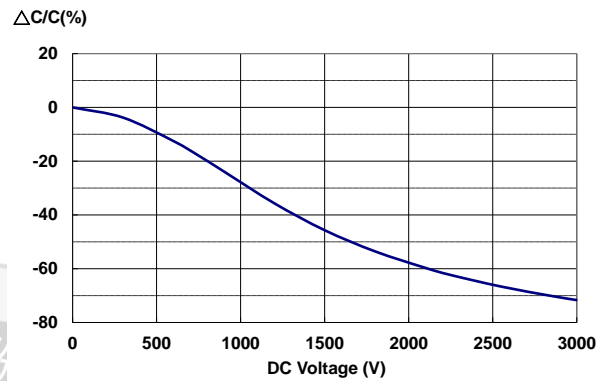


5. Capacitance – DC Voltage Characteristics

(Equipment: E4980A+B1505A+N1259A)

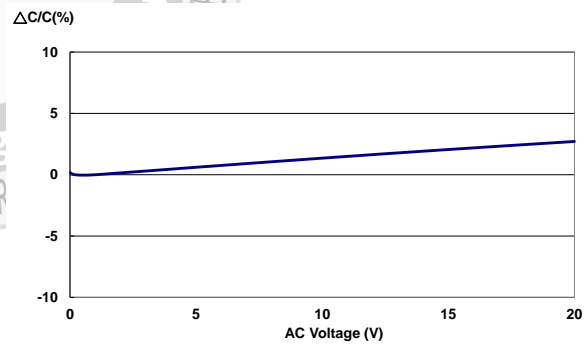
(DC charge 60±5sec)

1500V:-45.67%; 3000V: -71.66%



6. Capacitance – AC Voltage Characteristics

(Equipment: 4980A)



Last updated : 2020/10/14