


DFD Series

[RoHS Compliant]

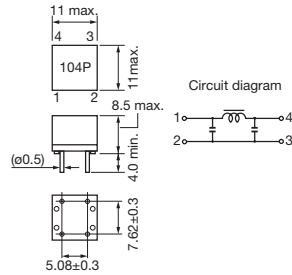


| Model | Rated voltage DC (V) | Rated current DC (A) | DC resistance (mΩ) max. | Operating temperature range (°C) |
|-----------------|----------------------|----------------------|-------------------------|----------------------------------|
| DFD-104P | 50 | 2.0 | 100 | -25~+85 |
| DFD-104S | 50 | 2.0 | 100 | -25~+85 |

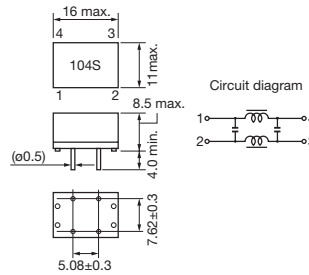
• Withstanding voltage: 125VDC, 5 sec. between terminal 1 and 2 • Insulation resistance: more than 500MΩ (100VDC, one minute)

Shape and Dimensions/Circuit Diagram

●DFD-104P

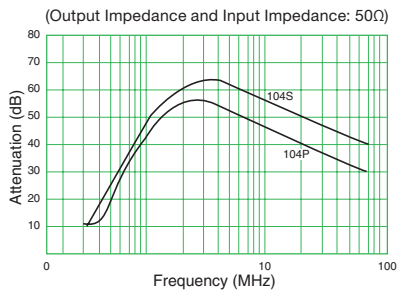


●DFD-104S



[mm]

Attenuation Characteristics



- All specifications in this catalog and production status of products are subject to change without notice. Prior to the purchase, please contact TOKIN for updated product data.
- Please request for a specification sheet for detailed product data prior to the purchase.
- Before using the product in this catalog, please read "Precautions" and other safety precautions listed in the printed version catalog.