



# 2SK3666

## N-Channel JFET 30V, 0.6 to 6.0mA, 6.5mS, CP

ON Semiconductor®

<http://onsemi.com>

### Applications

- Low-frequency general-purpose amplifier, impedance conversion, infrared sensor applications

### Features

- Small IGSS
- Small Ciss

### Specifications

#### Absolute Maximum Ratings at Ta=25°C

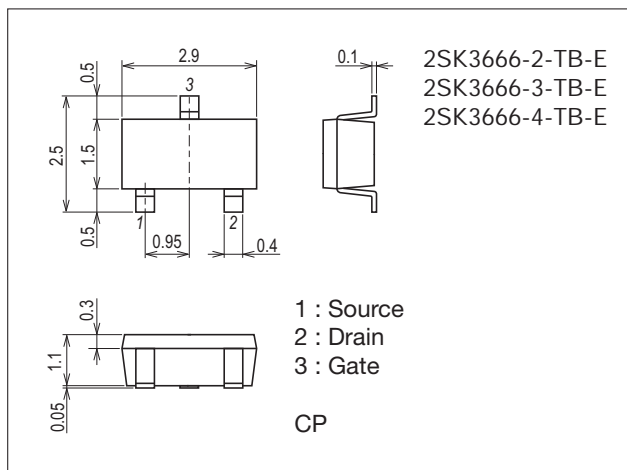
Parameter	Symbol	Conditions	Ratings	Unit
Drain-to-Source Voltage	V <sub>DSX</sub>		30	V
Gate-to-Drain Voltage	V <sub>GDS</sub>		-30	V
Gate Current	I <sub>G</sub>		10	mA
Drain Current	I <sub>D</sub>		10	mA
Allowable Power Dissipation	P <sub>D</sub>		200	mW
Junction Temperature	T <sub>j</sub>		150	°C
Storage Temperature	T <sub>stg</sub>		-55 to +150	°C

Stresses exceeding Maximum Ratings may damage the device. Maximum Ratings are stress ratings only. Functional operation above the Recommended Operating Conditions is not implied. Extended exposure to stresses above the Recommended Operating Conditions may affect device reliability.

### Package Dimensions

unit : mm (typ)

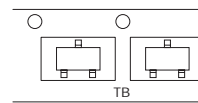
7013A-011



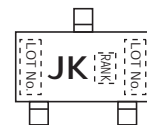
### Product & Package Information

- Package : CP
- JEITA, JEDEC : SC-59, TO-236, SOT-23, TO-236AB
- Minimum Packing Quantity : 3,000 pcs./reel

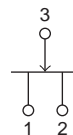
### Packing Type: TL



### Marking



### Electrical Connection



Electrical Characteristics at Ta=25°C

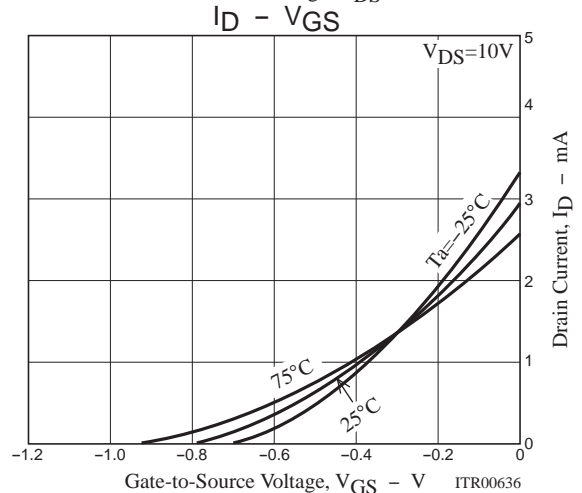
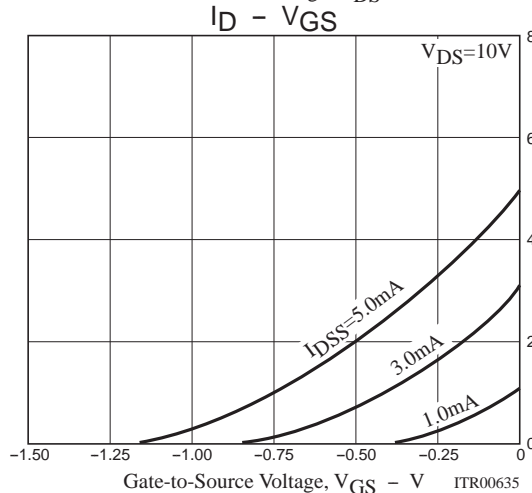
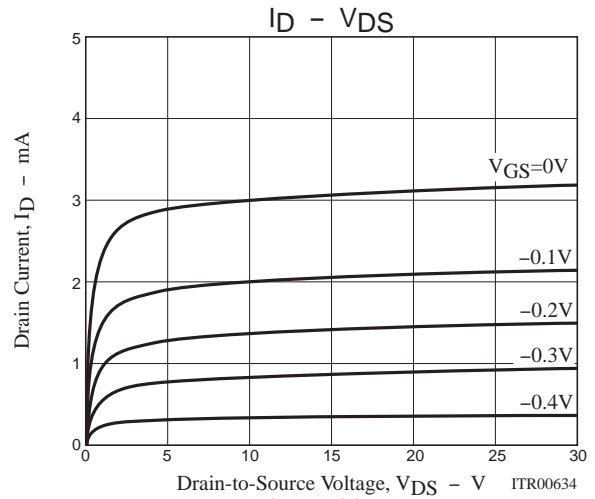
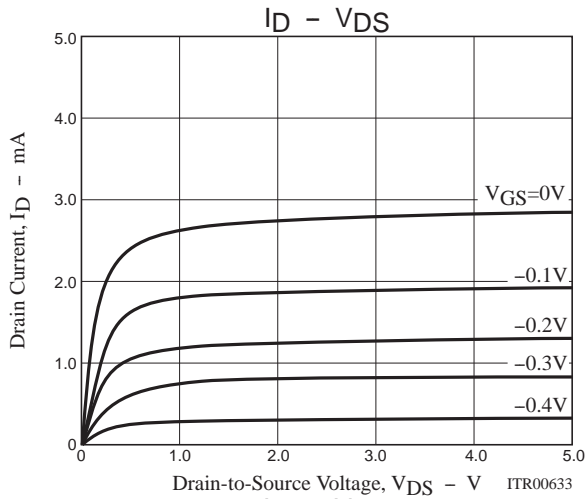
Parameter	Symbol	Conditions	Ratings			Unit
			min	typ	max	
Gate-to-Drain Breakdown Voltage	V(BR)GDS	IG=-10μA, VDS=0V	-30			V
Gate Cutoff Current	IGSS	VGS=-20V, VDS=0V			-1.0	nA
Cutoff Voltage	VGS(off)	VDS=10V, ID=1μA	-0.18	-0.95	-2.2	V
Drain Current	IDSS	VDS=10V, VGS=0V	0.6*		6.0*	mA
Forward Transfer Admittance	yfs	VDS=10V, VGS=0V, f=1kHz	3.0	6.5		mS
Input Capacitance	Ciss	VDS=10V, VGS=0V, f=1MHz		4		pF
Reverse Transfer Capacitance	Crss	VDS=10V, VGS=0V, f=1MHz		1.1		pF
Static Drain-to-Source On-State Resistance	RDS(on)	VDS=10mV, VGS=10V		200		Ω

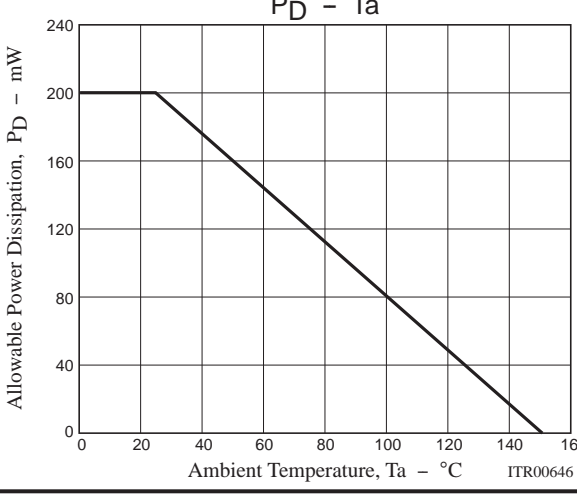
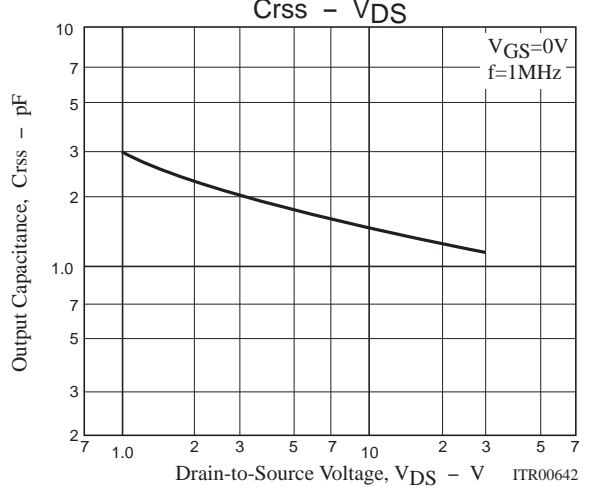
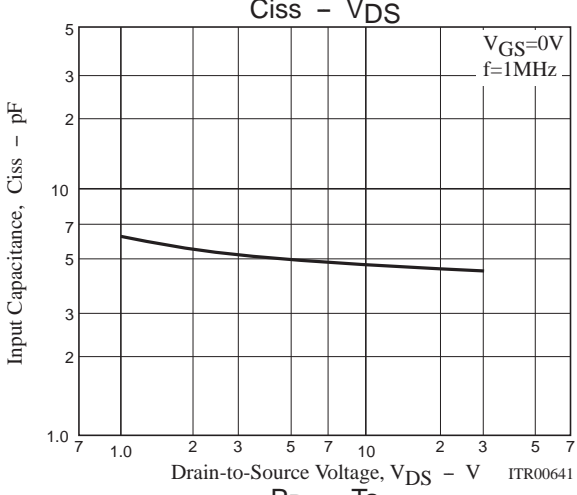
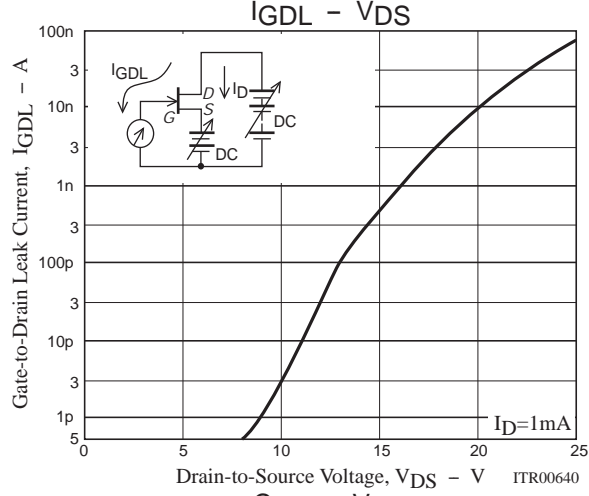
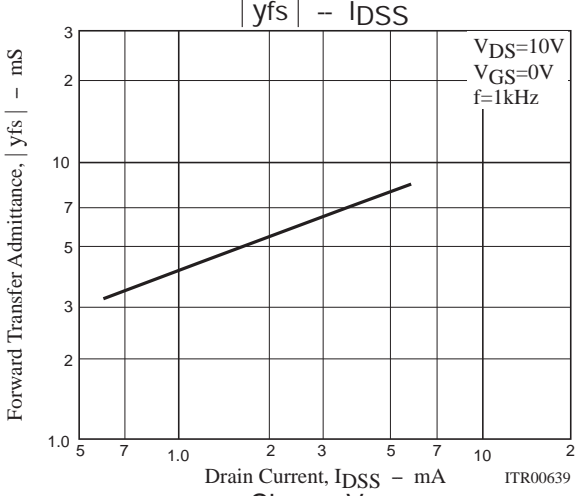
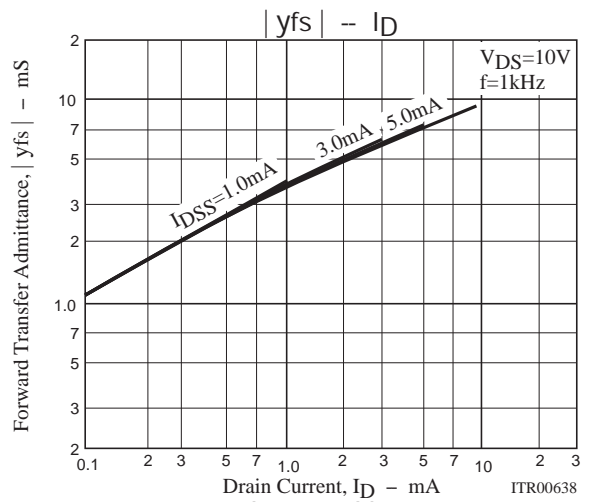
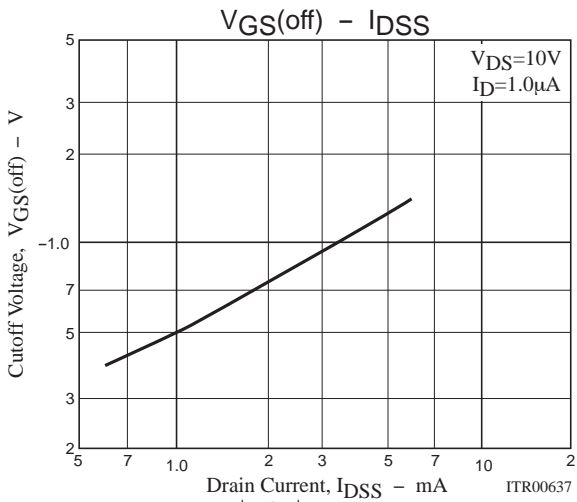
\* : The 2SK3666 is classified by IDSS as follows : (unit : mA)

Rank	2	3	4
IDSS	0.6 to 1.5	1.2 to 3.0	2.5 to 6.0

Ordering Information

Device	Package	Shipping	memo
2SK3666-2-TB-E	CP	3,000pcs./reel	Pb Free
2SK3666-3-TB-E	CP	3,000pcs./reel	
2SK3666-4-TB-E	CP	3,000pcs./reel	





Embossed Taping Specification

2SK3666-2-TB-E, 2SK3666-3-TB-E, 2SK3666-4-TB-E

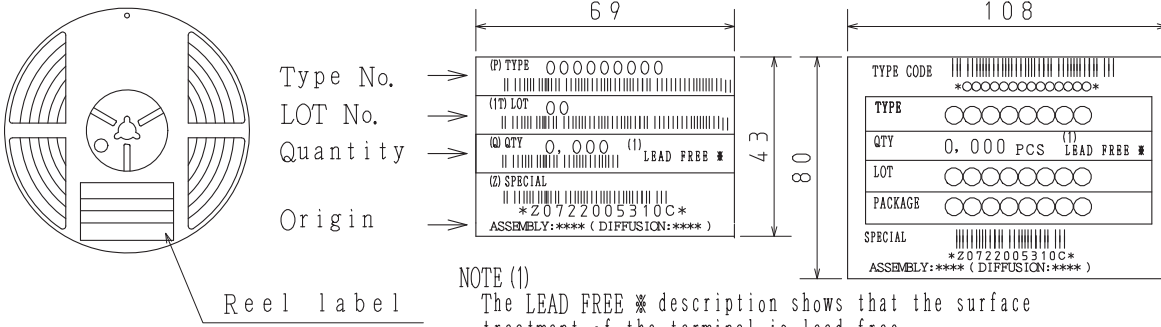
1. Packing Format

Package Name	Carrier Tape Type	Maximum Number of devices contained (pcs)			Packing format	
		Reel	Inner box	Outer box	Inner BOX (C-1)	Outer BOX (A-7)
CP	CP	3,000	15,000	90,000	5 reels contained Dimensions:mm (external) 183×72×185	6 inner boxes contained Dimensions:mm (external) 440×195×210

Packing method

Reel label, Inner box label (unit:mm)      Outer box label

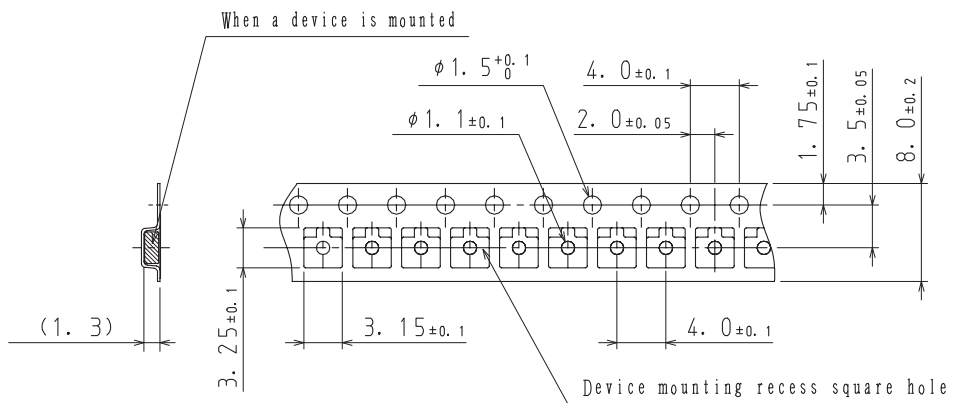
It is a label at the time of factory shipments. The form of a label may change in physical distribution process.



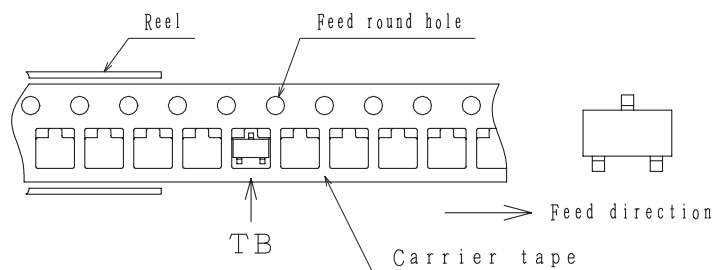
Label	JEITA Phase
LEAD FREE 3	JEITA Phase 3A
LEAD FREE 4	JEITA Phase 3

2. Taping configuration

2-1. Carrier tape size (unit:mm)



2-2. Device placement direction

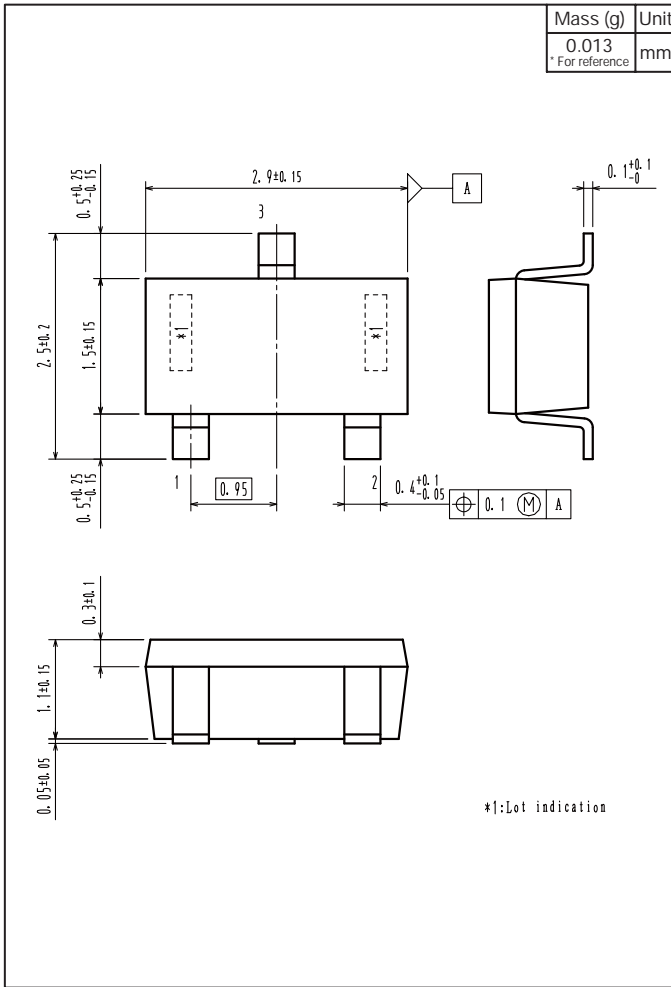


Those with one electrode terminal on the feed hole side.....TB

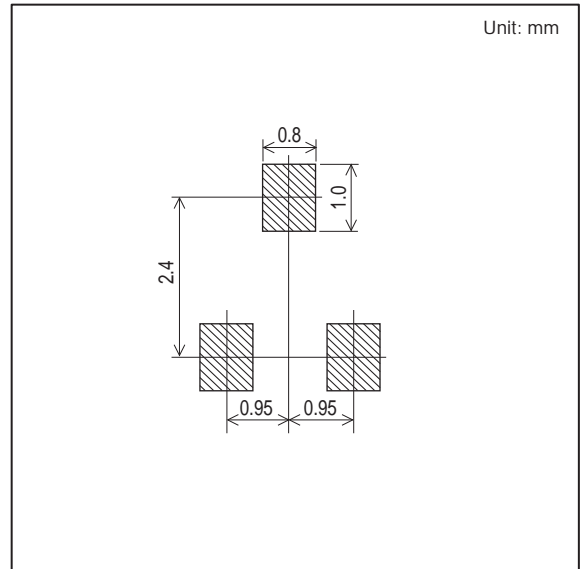
# 2SK3666

## Outline Drawing

2SK3666-2-TB-E, 2SK3666-3-TB-E, 2SK3666-4-TB-E



## Land Pattern Example



ON Semiconductor and the ON logo are registered trademarks of Semiconductor Components Industries, LLC (SCILLC). SCILLC owns the rights to a number of patents, trademarks, copyrights, trade secrets, and other intellectual property. A listing of SCILLC's product/patent coverage may be accessed at [www.onsemi.com/site/pdf/Patent-Marking.pdf](http://www.onsemi.com/site/pdf/Patent-Marking.pdf). SCILLC reserves the right to make changes without further notice to any products herein. SCILLC makes no warranty, representation or guarantee regarding the suitability of its products for any particular purpose, nor does SCILLC assume any liability arising out of the application or use of any product or circuit, and specifically disclaims any and all liability, including without limitation special, consequential or incidental damages. "Typical" parameters which may be provided in SCILLC data sheets and/or specifications can and do vary in different applications and actual performance may vary over time. All operating parameters, including "Typicals" must be validated for each customer application by customer's technical experts. SCILLC does not convey any license under its patent rights nor the rights of others. SCILLC products are not designed, intended, or authorized for use as components in systems intended for surgical implant into the body, or other applications intended to support or sustain life, or for any other application in which the failure of the SCILLC product could create a situation where personal injury or death may occur. Should Buyer purchase or use SCILLC products for any such unintended or unauthorized application, Buyer shall indemnify and hold SCILLC and its officers, employees, subsidiaries, affiliates, and distributors harmless against all claims, costs, damages, and expenses, and reasonable attorney fees arising out of, directly or indirectly, any claim of personal injury or death associated with such unintended or unauthorized use, even if such claim alleges that SCILLC was negligent regarding the design or manufacture of the part. SCILLC is an Equal Opportunity/Affirmative Action Employer. This literature is subject to all applicable copyright laws and is not for resale in any manner.