

GLASS PASSIVATED BRIDGE RECTIFIERS

REVERSE VOLTAGE - 400 to 600 Volts
FORWARD CURRENT - 2.0 Amperes

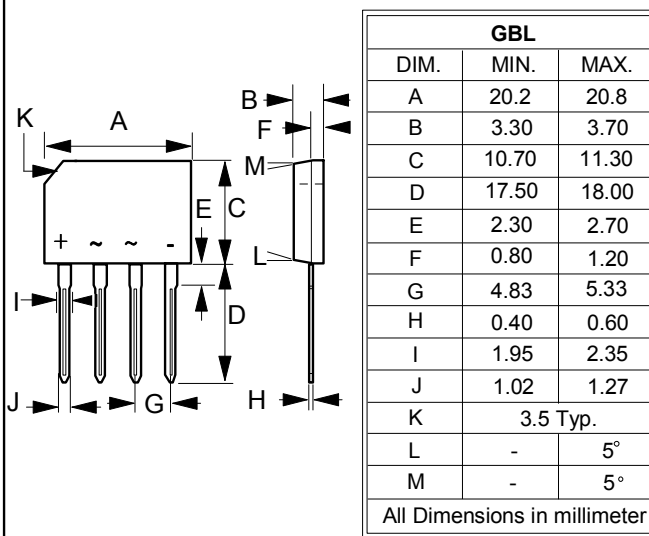
FEATURES

- Rating to 600V PRV
- Ideal for printed circuit board
- Reliable low cost construction utilizing molded plastic technique
- The plastic material has UL flammability classification 94V-0
- UL recognized file # E95060

MECHANICAL DATA

- Polarity : As marked on body
- Weight : 0.09 ounces, 2.52 grams
- Mounting position : Any

GBL



MAXIMUM RATINGS AND ELECTRICAL CHARACTERISTICS

Ratings at 25°C ambient temperature unless otherwise specified.

CHARACTERISTICS	SYMBOL	GBL204	GBL206	UNIT
Maximum Recurrent Peak Reverse Voltage	V _{RRM}	400	600	V
Maximum RMS Voltage	V _{RMS}	280	420	V
Maximum DC Blocking Voltage	V _{DC}	400	600	V
Maximum Average Forward Rectified Current @T _c =120°C	I _(AV)	2.0		A
Peak Forward Surge Current 8.3ms single half sine-wave @ @T _A =25°C	I _{FSM}	120		A
Maximum forward Voltage at 1.0A DC	V _F	0.95		V
Maximum DC Reverse Current at Rated DC Blocking Voltage @T _J =25°C @T _J =125°C	I _R	5 500		uA
I ² t Rating for fusing (t < 8.3ms)	I ² t	60		A ² S
Typical Junction Capacitance per element (Notice1)	C _J	40		pF
Typical Thermal Resistance (Note 2)	R _{θJC}	8		°C/W
Operating Temperature Range	T _J	-55 to +150		°C
Storage Temperature Range	T _{STG}	-55 to +150		°C

NOTES : 1. Measured at 1.0MHz and applied reverse voltage of 4.0V DC.
2. Thermal Resistance to Case.

REV.10, Sep-2012, KBDQ05

FIG.1 - FORWARD CURRENT DERATING CURVE

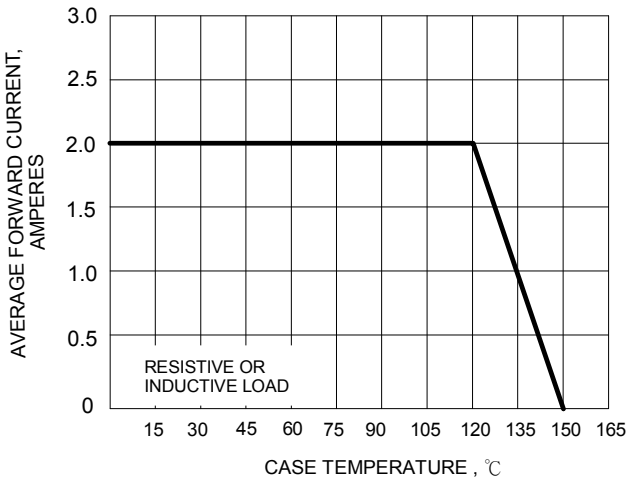


FIG.2 - MAXIMUM NON-REPETITIVE SURGE CURRENT

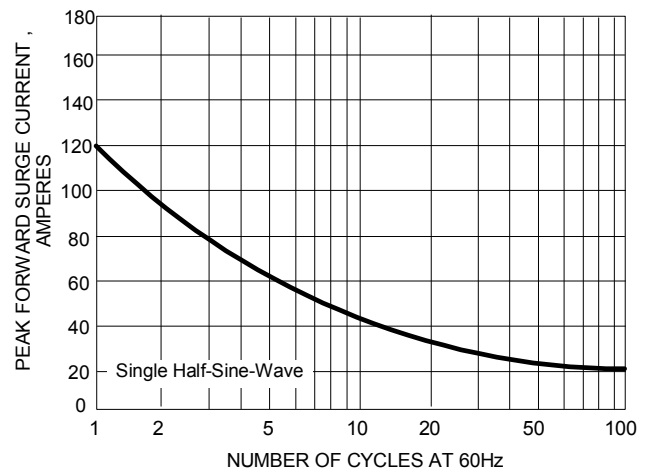


FIG.3 - TYPICAL REVERSE CHARACTERISTICS

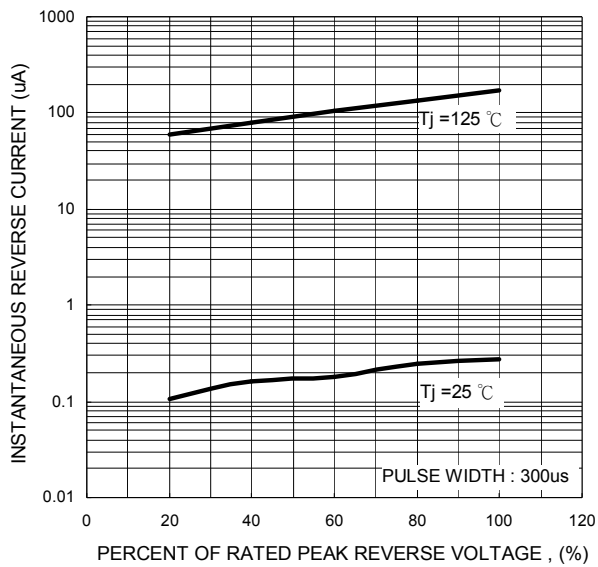


FIG.4 - TYPICAL FORWARD CHARACTERISTICS

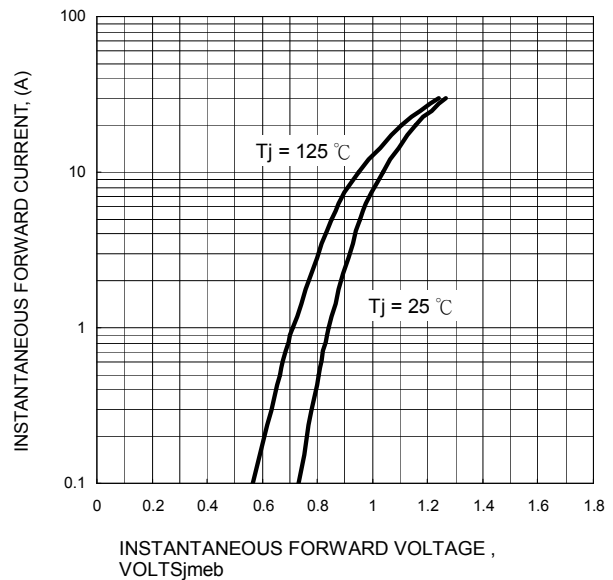
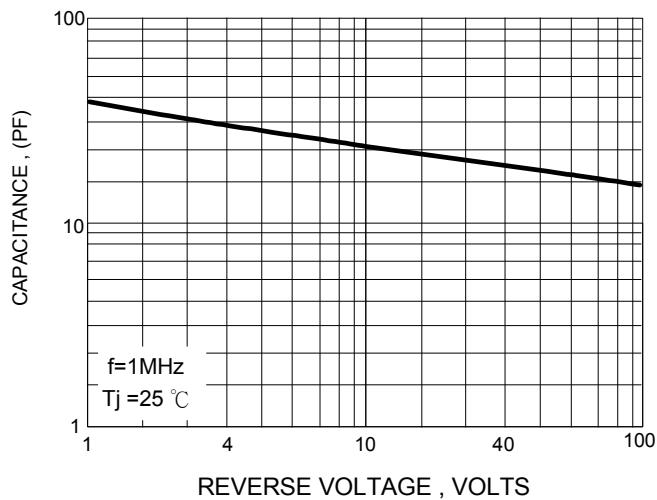


FIG.5 - TYPICAL JUNCTION CAPACITANCE



Important Notice and Disclaimer

LSC reserves the right to make changes to this document and its products and specifications at any time without notice. Customers should obtain and confirm the latest product information and specifications before final design, purchase or use.

LSC makes no warranty, representation or guarantee regarding the suitability of its products for any particular purpose, nor does LSC assume any liability for application assistance or customer product design. LSC does not warrant or accept any liability with products which are purchased or used for any unintended or unauthorized application.

No license is granted by implication or otherwise under any intellectual property rights of LSC.

LSC products are not authorized for use as critical components in life support devices or systems without express written approval of LSC.