

# FMMTA06

---

## SOT23 NPN SILICON PLANAR MEDIUM POWER TRANSISTORS

---

### SUMMARY

$V_{(BR)CEO} > 80V$

$I_{C(cont)} = 500mA$

### DESCRIPTION

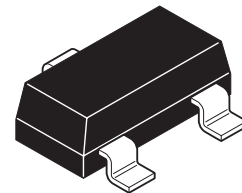
80V medium power NPN transistor in a compact SOT23 package

### FEATURES

- 80V  $V_{CEO}$
- Compact SOT23 package
- $H_{FE} 50 @ I_C = 100mA$

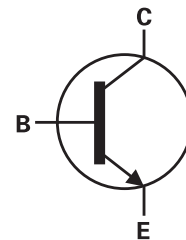
### APPLICATIONS

- Low power motor driving circuits



SOT23

### SYMBOL



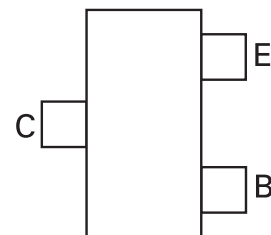
### ORDERING INFORMATION

DEVICE	REEL SIZE	TAPE WIDTH	QUANTITY PER REEL
FMMTA06TA	7"	8mm	3,000

### DEVICE MARKING

- 1G

### PINOUT



TOP VIEW

# FMMTA06

## ABSOLUTE MAXIMUM RATINGS

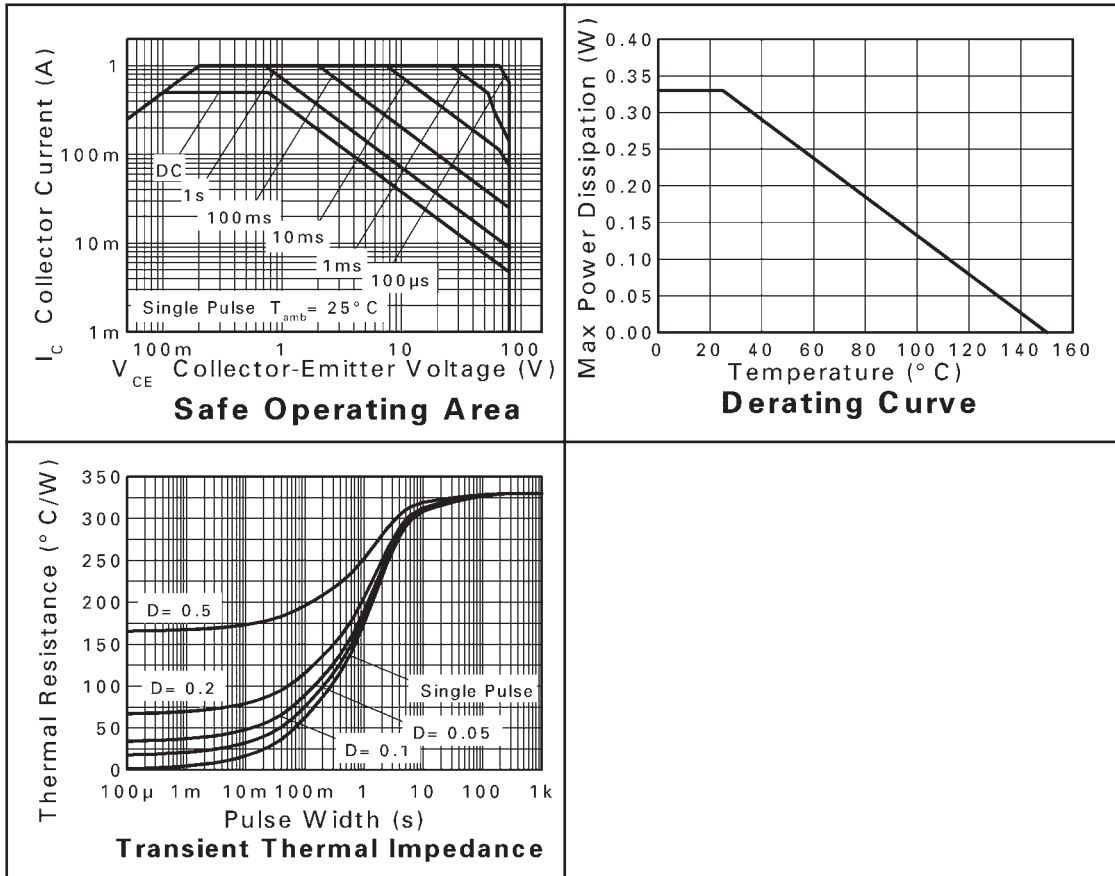
PARAMETER	SYMBOL	LIMIT	UNIT
Collector-base voltage	$V_{CBO}$	80	V
Collector-emitter voltage	$V_{CEO}$	80	V
Emitter-base voltage	$V_{EBO}$	4	V
Peak pulse current	$I_{CM}$	1	A
Continuous collector current	$I_C$	500	mA
Base current	$I_B$	100	mA
Power dissipation @ $T_A = 25^\circ\text{C}$	$P_D$	330	mW
Linear derating factor		2.64	mW/ $^\circ\text{C}$
Operating and storage temperature	$T_j; T_{stg}$	-55 to + 150	$^\circ\text{C}$

## THERMAL RESISTANCE

PARAMETER	SYMBOL	VALUE	UNIT
Junction to ambient	$R\theta_{JA}$	379	$^\circ\text{C}/\text{W}$

# FMMTA06

## CHARACTERISTICS



# FMMTA06

## ELECTRICAL CHARACTERISTICS (at $T_{amb} = 25^{\circ}C$ unless otherwise stated)

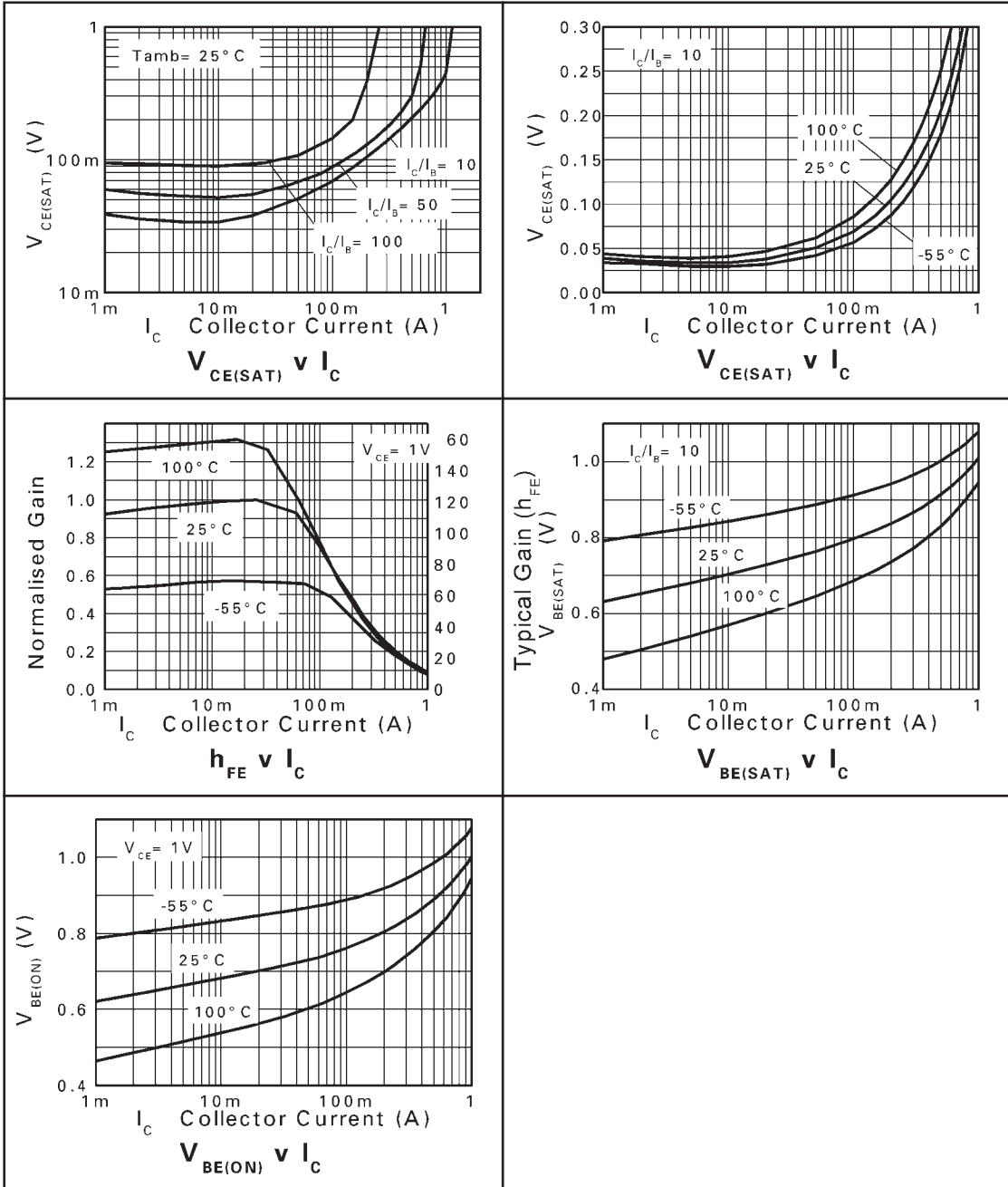
PARAMETER	SYMBOL	MIN.	TYP.	MAX.	UNIT	CONDITIONS
Collector-base breakdown voltage	$V_{(BR)CBO}$	80			V	$I_C = 1mA$
Collector-emitter breakdown voltage	$V_{(BR)CEO}$	80			V	$I_C = 10mA^*$
Emitter-base breakdown voltage	$V_{(BR)EBO}$	4			V	$I_E = 100\mu A$
Collector-emitter cut-off current	$I_{CES}$			100	nA	$V_{CE} = 60V$
Collector-base cut-off current	$I_{CBO}$			100	nA	$V_{CB} = 80V$
Static forward current transfer ratio	$H_{FE}$	50 50	120			$I_C = 10mA, V_{CE} = 1V^*$ $I_C = 100mA, V_{CE} = 1V^*$
Collector-emitter saturation voltage	$V_{CE(sat)}$			0.25	V	$I_C = 100mA, I_B = 10mA^*$
Base-emitter turn-on voltage	$V_{BE(on)}$			1.2	V	$I_C = 0.1A, V_{CE} = 1V^*$
Transition frequency	$f_T$	100				$I_C = 10mA, V_{CE} = 2V,$ $f = 100MHz$

### NOTES

\* Measured under pulsed conditions. Pulse width= 300 $\mu$ S. Duty cycle  $\leq$ 2%

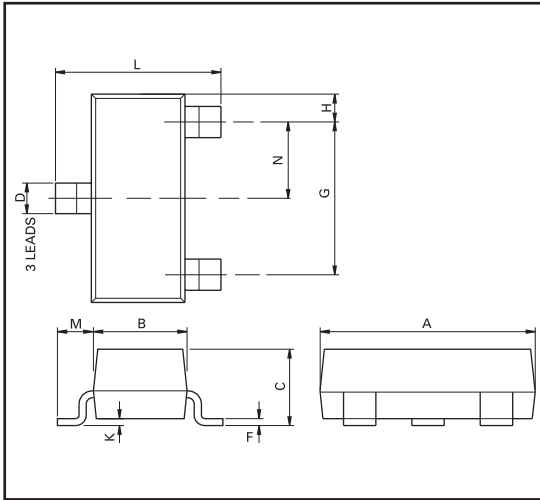
# FMMTA06

## TYPICAL CHARACTERISTICS



# FMMTA06

## PACKAGE OUTLINE



Controlling dimensions are in millimeters. Approximate conversions are given in inches

## PACKAGE DIMENSIONS

DIM	Millimeters		Inches		DIM	Millimeters		Inches	
	Min	Max	Min	Max		Min	Max	Max	Max
A	2.67	3.05	0.105	0.120	H	0.33	0.51	0.013	0.020
B	1.20	1.40	0.047	0.055	K	0.01	0.10	0.0004	0.004
C	—	1.10	—	0.043	L	2.10	2.50	0.083	0.0985
D	0.37	0.53	0.015	0.021	M	0.45	0.64	0.018	0.025
F	0.085	0.15	0.0034	0.0059	N	0.95 NOM		0.0375 NOM	
G	1.90 NOM		0.075 NOM		—	—		—	

©Zetex Semiconductors plc 2004

Europe	Americas	Asia Pacific	Corporate Headquarters
Zetex GmbH Streitfeldstraße 19 D-81673 München Germany	Zetex Inc 700 Veterans Memorial Hwy Hauppauge, NY 11788 USA	Zetex (Asia) Ltd 3701-04 Metroplaza Tower 1 Hing Fong Road, Kwai Fong Hong Kong	Zetex Semiconductors plc Zetex Technology Park, Chadderton Oldham, OL9 9LL United Kingdom
Telephone: (49) 89 45 49 49 0 Fax: (49) 89 45 49 49 49 <a href="mailto:europa.sales@zetex.com">europa.sales@zetex.com</a>	Telephone: (1) 631 360 2222 Fax: (1) 631 360 8222 <a href="mailto:usa.sales@zetex.com">usa.sales@zetex.com</a>	Telephone: (852) 26100 611 Fax: (852) 24250 494 <a href="mailto:asia.sales@zetex.com">asia.sales@zetex.com</a>	Telephone (44) 161 622 4444 Fax: (44) 161 622 4446 <a href="mailto:hq@zetex.com">hq@zetex.com</a>

These offices are supported by agents and distributors in major countries world-wide.

This publication is issued to provide outline information only which (unless agreed by the Company in writing) may not be used, applied or reproduced for any purpose or form part of any order or contract or be regarded as a representation relating to the products or services concerned. The Company reserves the right to alter without notice the specification, design, price or conditions of supply of any product or service.

For the latest product information, log on to [www.zetex.com](http://www.zetex.com)



ISSUE 2 - MAY 2004