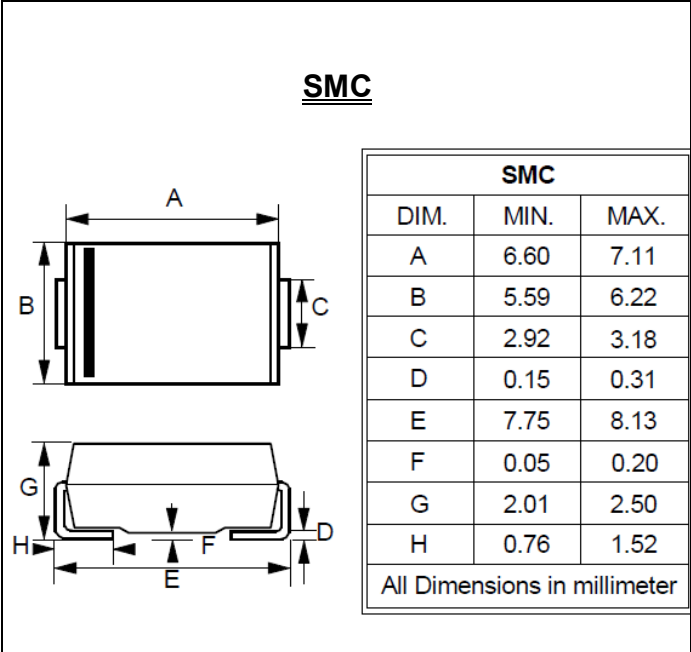


**SURFACE MOUNT  
SCHOTTKY BARRIER RECTIFIERS**

**REVERSE VOLTAGE - 60 Volts**  
**FORWARD CURRENT - 8.0 Amperes**

- FEATURES**
- For surface mounted application
  - Metal-Semiconductor junction with guard ring
  - Epitaxial construction
  - Very Low forward voltage drop
  - High current capability
  - Plastic material has UL flammability classification 94V-0
  - For use in low voltage, high frequency inverters, free wheeling, and polarity protection application
- MECHANICAL DATA**
- Case: Molded plastic
  - Polarity: Color band denotes cathode
  - Weight: 0.007 ounces, 0.21 grams

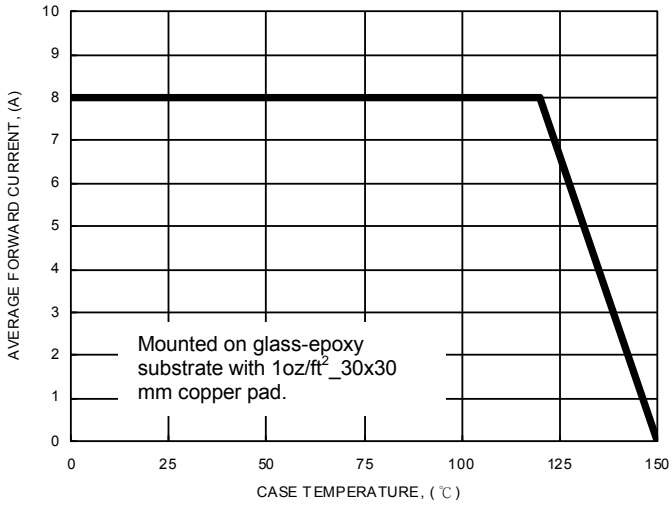


**MAXIMUM RATINGS AND ELECTRICAL CHARACTERISTICS**  
Ratings at 25°C ambient temperature unless otherwise specified.

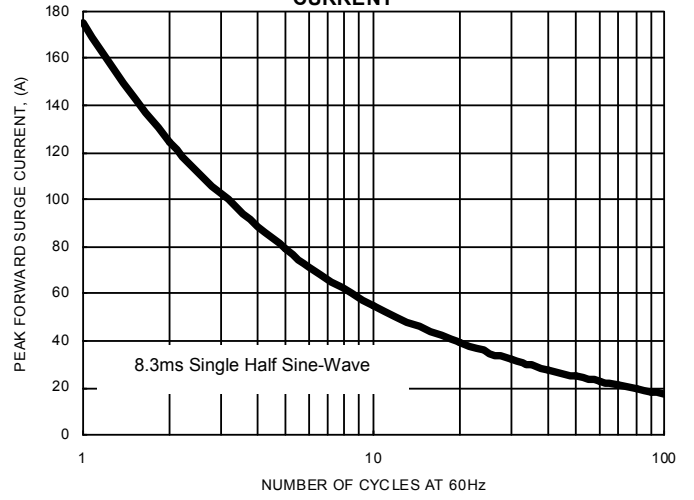
CHARACTERISTICS	SYMBOL	B860C	UNIT
Maximum Repetitive Peak Reverse Voltage	$V_{RRM}$	60	V
Maximum DC Blocking Voltage	$V_{DC}$	60	V
Maximum Average Forward Rectified Current @Tc=120°C	$I_{AV}$	8.0	A
Peak Forward Surge 8.3ms single half sine-wave superimposed on rated load	$I_{FSM}$	175	A
Maximum Forward Voltage at 8.0A DC	$V_F$	0.7	V
Maximum DC Reverse Current @Tj=25°C at Rated DC Blocking Voltage @Tj=100°C	$I_R$	100 50	uA mA
Typical Junction Capacitance (Note 1)	$C_j$	340	pF
Typical Thermal Resistance (Note 2, 3)	$R_{\theta JC}$ $R_{\theta JL}$ $R_{\theta JA}$	6.0 20 30	°C/W
Operating Junction Temperature Range	$T_j$	-55 to +150	°C
Storage Temperature Range	$T_{STG}$	-55 to +150	°C

Note: (1) Measured at 1.0MHz and applied reverse voltage of 4.0V DC...  
(2) Thermal Resistance Junction to Lead, Case and Ambient  
(3) Unit mounted on 30 x 30 x 1.3 mm copper pad

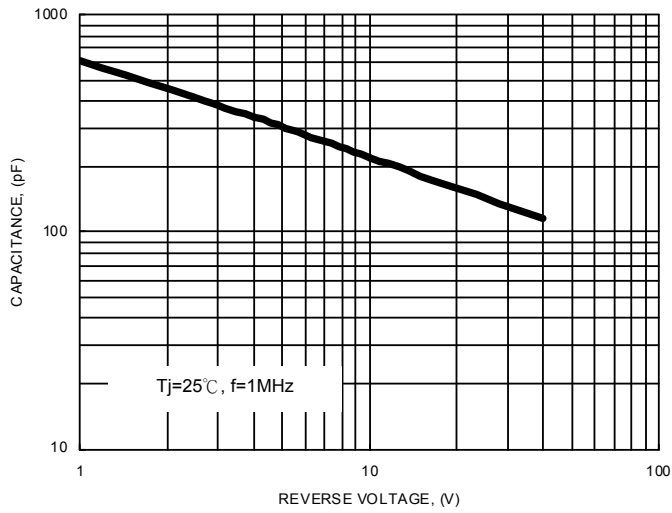
**FIG.1- FORWARD CURRENT DERATING CURVE**



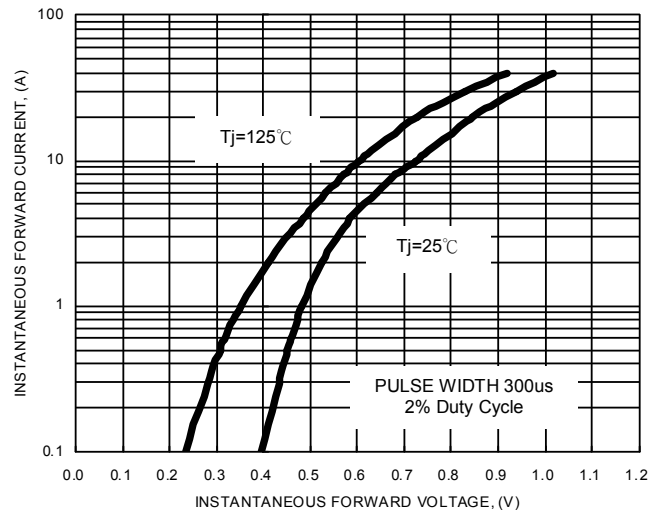
**FIG.2- MAXIMUM NON-REPETITIVE SURGE CURRENT**



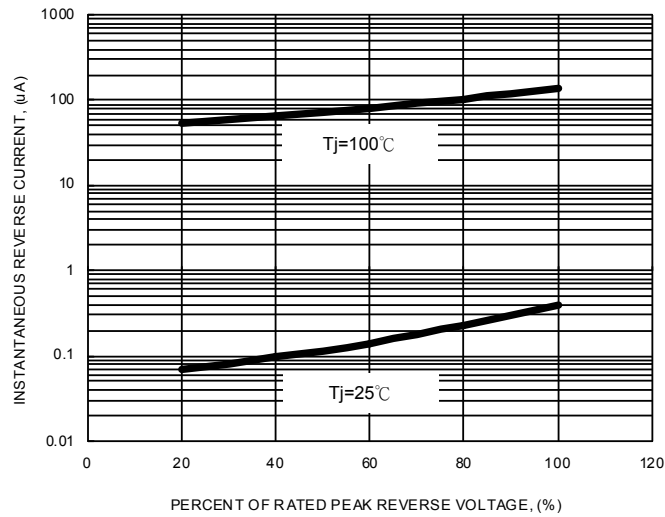
**FIG.3- TYPICAL JUNCTION CAPACITANCE**



**FIG.4- TYPICAL FORWARD CHARACTERISTICS**



**FIG.5- TYPICAL REVERSE CHARACTERISTICS**



## **Important Notice and Disclaimer**

LSC reserves the right to make changes to this document and its products and specifications at any time without notice. Customers should obtain and confirm the latest product information and specifications before final design, purchase or use.

LSC makes no warranty, representation or guarantee regarding the suitability of its products for any particular purpose, nor does LSC assume any liability for application assistance or customer product design. LSC does not warrant or accept any liability with products which are purchased or used for any unintended or unauthorized application.

No license is granted by implication or otherwise under any intellectual property rights of LSC.

LSC products are not authorized for use as critical components in life support devices or systems without express written approval of LSC.