

**SUPER FAST
GLASS PASSIVATED RECTIFIERS**

**REVERSE VOLTAGE – 200 Volts
FORWARD CURRENT – 20 Amperes**

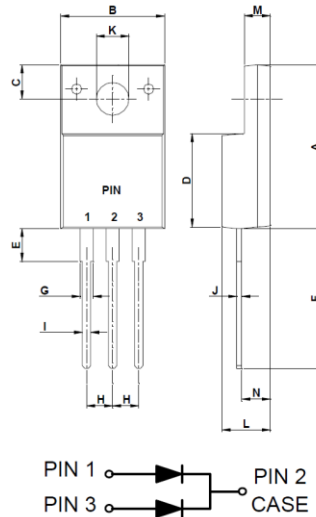
FEATURES

- Glass passivated chip
- Superfast switching time for high efficiency
- Low forward voltage drop and high current capability
- Low reverse leakage current
- High surge capacity
- Plastic package has UL flammability classification 94V-0
- **Lead-Free Finish; RoHS Compliant (Notes 1 & 2)**

MECHANICAL DATA

- Package: ITO-220AB molded plastic
- Polarity: As marked on the body
- Weight: 0.06 ounces, 1.70 grams
- Mounting position: Any
- Max. mounting torque = 0.5N.m (5.1Kgf.cm)

ITO-220AB



ITO-220AB		
DIM	MIN	MAX
A	15.50	16.50
B	10.00	10.40
C	3.00	3.50
D	9.00	9.30
E	2.90	3.60
F	13.46	14.22
G	1.15	1.70
H	2.40	2.70
I	0.75	1.00
J	0.45	0.70
K	3.00Ø	3.30Ø
L	4.36	4.77
M	2.48	2.80
N	2.50	2.80

All dimensions in millimeter

MAXIMUM RATINGS AND ELECTRICAL CHARACTERISTICS

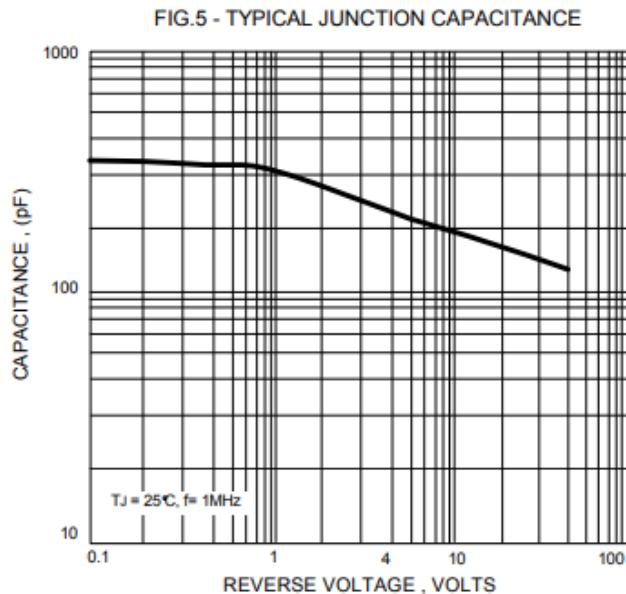
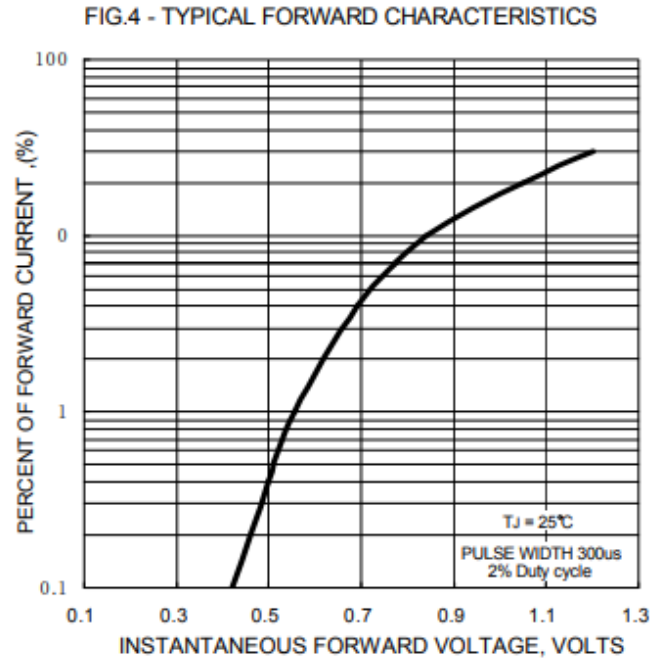
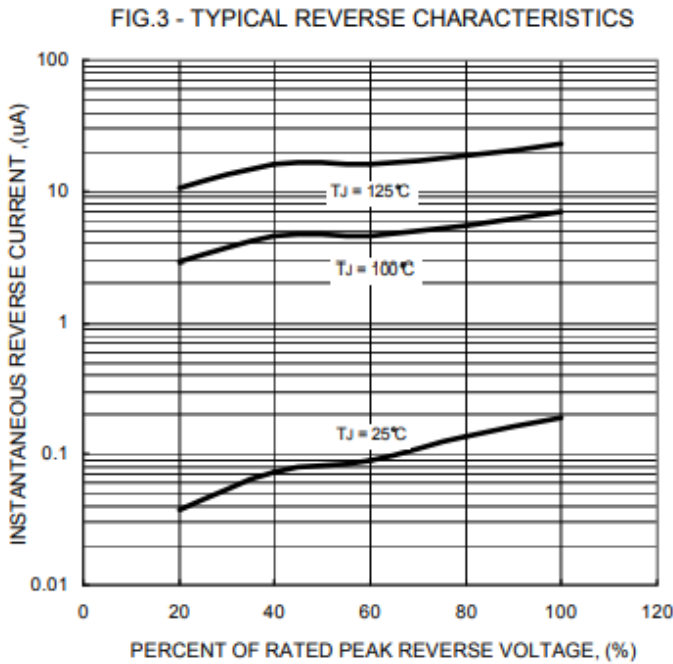
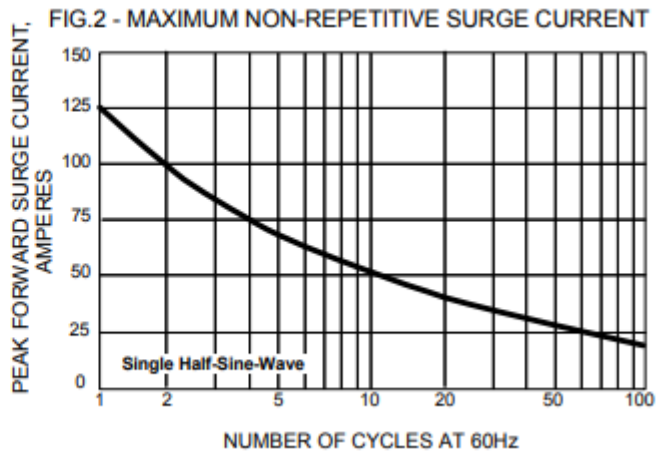
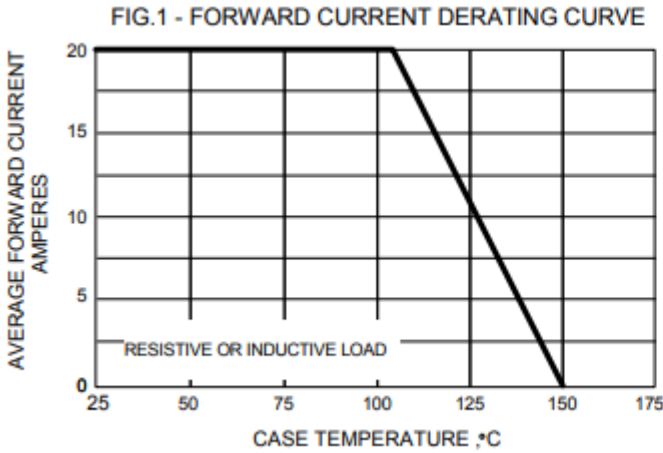
Ratings at 25°C ambient temperature unless otherwise specified.

CHARACTERISTICS	SYMBOL	VALUE	UNIT
Maximum Recurrent Peak Reverse Voltage	V_{RRM}	200	V
Maximum RMS Voltage	V_{RMS}	140	V
Maximum DC Blocking Voltage	V_{DC}	200	V
Maximum Average Forward Rectified Current @ $T_C = 105^\circ C$	$I_{(AV)}$	20	A
Peak Forward Surge Current 8.3ms Single Half Sine-Wave @ $T_J = 25^\circ C$	I_{FSM}	125	A
Maximum Forward Voltage at Pulse Width = 300us 2% Duty Cycle	V_F	$I_F = 10A @ T_J = 25^\circ C$ 1.1 $I_F = 10A @ T_J = 125^\circ C$ 1.0 $I_F = 20A @ T_J = 25^\circ C$ 1.25 $I_F = 20A @ T_J = 125^\circ C$ 1.20	V
Maximum DC Reverse Current at Rated DC Blocking Voltage	I_R	@ $T_J = 25^\circ C$ 10 @ $T_J = 125^\circ C$ 500	μA
Typical Junction Capacitance per Element (Note 3)	C_J	230	pF
Maximum Reverse Recovery Time (Note 4)	t_{RR}	30	ns
Typical Thermal Resistance (Note 5)	$R_{\theta JC}$	2.0	$^\circ C/W$
Operating and Storage Temperature Range	T_J, T_{STG}	-55 to +150	$^\circ C$
Dielectric Strength from Terminals to Case, AC with $t = 1$ Minute, RH < 30%	V_{dis}	2000	V

Notes:

1. EU Directive 2002/95/EC (RoHS), 2011/65/EU (RoHS 2) & 2015/863/EU (RoHS 3) compliant. All applicable RoHS exemptions applied.
2. See <https://www.diodes.com/quality/lead-free/> for more information about Diodes Incorporated's definitions of Halogen- and Antimony-free, "Green" and Lead-free.
3. Measured at 1.0MHz and applied reverse voltage of 4.0V DC.
4. Reverse recovery test conditions: $I_F = 0.5A$, $I_R = 1.0A$, $I_{RR} = 0.25A$.
5. Device mounted on 100mm x 100mm x 2mm Cu plate.

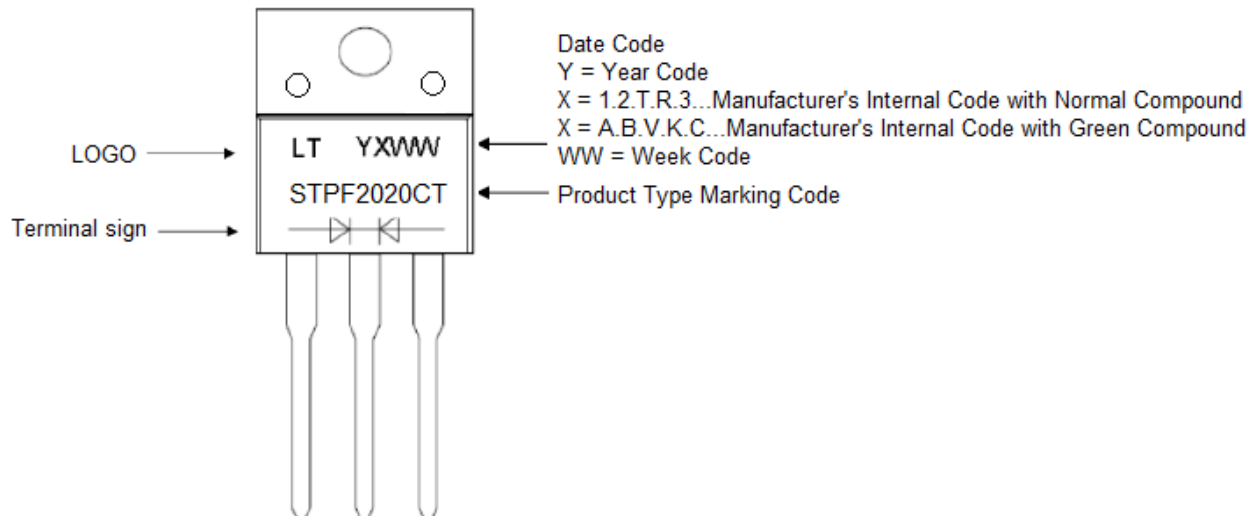
RATING AND CHARACTERISTIC CURVES
STPF2020CT



Ordering Information:

Part Number	Package	Packing	
		Qty.	Carrier
STPF2020CT	ITO-220AB	50	Tube

Marking Information:



IMPORTANT NOTICE

1. DIODES INCORPORATED AND ITS SUBSIDIARIES ("DIODES") MAKE NO WARRANTY OF ANY KIND, EXPRESS OR IMPLIED, WITH REGARDS TO ANY INFORMATION CONTAINED IN THIS DOCUMENT, INCLUDING, BUT NOT LIMITED TO, THE IMPLIED WARRANTIES OF MERCHANTABILITY, FITNESS FOR A PARTICULAR PURPOSE OR NON-INFRINGEMENT OF THIRD PARTY INTELLECTUAL PROPERTY RIGHTS (AND THEIR EQUIVALENTS UNDER THE LAWS OF ANY JURISDICTION).
2. The Information contained herein is for informational purpose only and is provided only to illustrate the operation of Diodes products described herein and application examples. Diodes does not assume any liability arising out of the application or use of this document or any product described herein. This document is intended for skilled and technically trained engineering customers and users who design with Diodes products. Diodes products may be used to facilitate safety-related applications; however, in all instances customers and users are responsible for (a) selecting the appropriate Diodes products for their applications, (b) evaluating the suitability of the Diodes products for their intended applications, (c) ensuring their applications, which incorporate Diodes products, comply the applicable legal and regulatory requirements as well as safety and functional-safety related standards, and (d) ensuring they design with appropriate safeguards (including testing, validation, quality control techniques, redundancy, malfunction prevention, and appropriate treatment for aging degradation) to minimize the risks associated with their applications.
3. Diodes assumes no liability for any application-related information, support, assistance or feedback that may be provided by Diodes from time to time. Any customer or user of this document or products described herein will assume all risks and liabilities associated with such use, and will hold Diodes and all companies whose products are represented herein or on Diodes' websites, harmless against all damages and liabilities.
4. Products described herein may be covered by one or more United States, international or foreign patents and pending patent applications. Product names and markings noted herein may also be covered by one or more United States, international or foreign trademarks and trademark applications. Diodes does not convey any license under any of its intellectual property rights or the rights of any third parties (including third parties whose products and services may be described in this document or on Diodes' website) under this document.
5. Diodes products are provided subject to Diodes' Standard Terms and Conditions of Sale (<https://www.diodes.com/about/company/terms-and-conditions/terms-and-conditions-of-sales/>) or other applicable terms. This document does not alter or expand the applicable warranties provided by Diodes. Diodes does not warrant or accept any liability whatsoever in respect of any products purchased through unauthorized sales channel.
6. Diodes products and technology may not be used for or incorporated into any products or systems whose manufacture, use or sale is prohibited under any applicable laws and regulations. Should customers or users use Diodes products in contravention of any applicable laws or regulations, or for any unintended or unauthorized application, customers and users will (a) be solely responsible for any damages, losses or penalties arising in connection therewith or as a result thereof, and (b) indemnify and hold Diodes and its representatives and agents harmless against any and all claims, damages, expenses, and attorney fees arising out of, directly or indirectly, any claim relating to any noncompliance with the applicable laws and regulations, as well as any unintended or unauthorized application.
7. While efforts have been made to ensure the information contained in this document is accurate, complete and current, it may contain technical inaccuracies, omissions and typographical errors. Diodes does not warrant that information contained in this document is error-free and Diodes is under no obligation to update or otherwise correct this information. Notwithstanding the foregoing, Diodes reserves the right to make modifications, enhancements, improvements, corrections or other changes without further notice to this document and any product described herein. This document is written in English but may be translated into multiple languages for reference. Only the English version of this document is the final and determinative format released by Diodes.
8. Any unauthorized copying, modification, distribution, transmission, display or other use of this document (or any portion hereof) is prohibited. Diodes assumes no responsibility for any losses incurred by the customers or users or any third parties arising from any such unauthorized use.

Copyright © 2022 Diodes Incorporated

www.diodes.com