

Quartz Crystal Metal Can (TH)

GB GG



11.2 x 5.0 x 3.5mm Thru-Hole

Product Features

- Standard: 3.5mm Max height GB Series
- Low profile: 2.5mm Max height GG Series
- AT or BT cut performance
- Resistance weld seal
- Pb-free and RoHS/Green compliant

Product Description

The GB/GG Series is a miniature, AT or BT cut strip resonator crystal, housed in low profile metal can package.

Applications

- Set-Top Box/Multimedia
- Clock/VCXO Multiplier
- Network Adapter Cards
- Modems
- Microcontrollers and Processors
- Remote control devices

Frequency Range:

- 3.2 to 36.000 MHz, AT Fundamental
- 30.0 to 125.000 MHz, AT 3rd Overtone
- 26.8 to 54.000 MHz, BT Fundamental

Characteristics at 25°C ±2°C:

- Frequency Calibration Tolerance: ±30ppm
- Load Capacitance: 8 to 32pF or Series Resonance
- Effective Series Resistance (ESR):
Fundamental: 20 to 200Ω max depending on frequency
3rd Overtone: 60 to 80Ω max depending on frequency
- Drive Level: 100μW typ. (500μW Max)
- Shunt Capacitance: 7pF Max

Temperature Range:

- Operating: -20 to +70°C or -40 to +85°C
- Storage: -55 to +125°C

Temperature Stability:

- ±30ppm (-20 to +70°C) AT Cut
- ±50 or ±100ppm (-40 to +85°C) AT Cut
- 0 to -100ppm (-20 to +70°C) BT Cut

Aging @ 25°C, first year:

- ±3ppm Max

Reflow Temperature:

- 260°C Max, 10 seconds Max (RoHS package)

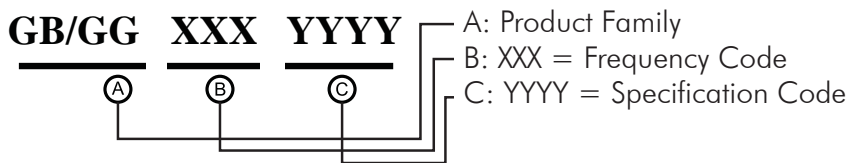
Mechanical:

- Shock: JESD22-B104 Condition B
- Solderability: MIL-STD-883, Method 2003 (non-RoHS package)
- Solderability: J-STD-002(RoHS package)
- Terminal Strength: MIL-STD-883 Method 2004
- Vibration: JESD22-B103
- Solvent Resistance: JESD22-B107
- Resistance to Soldering Heat: MIL-STD-202, Method 210, Condition I or J (Non-RoHS package)
- Resistance to Soldering Heat: J-STD-020C Table 5-2 Pb-free devices (3 cycles max) (RoHS package)

Environmental:

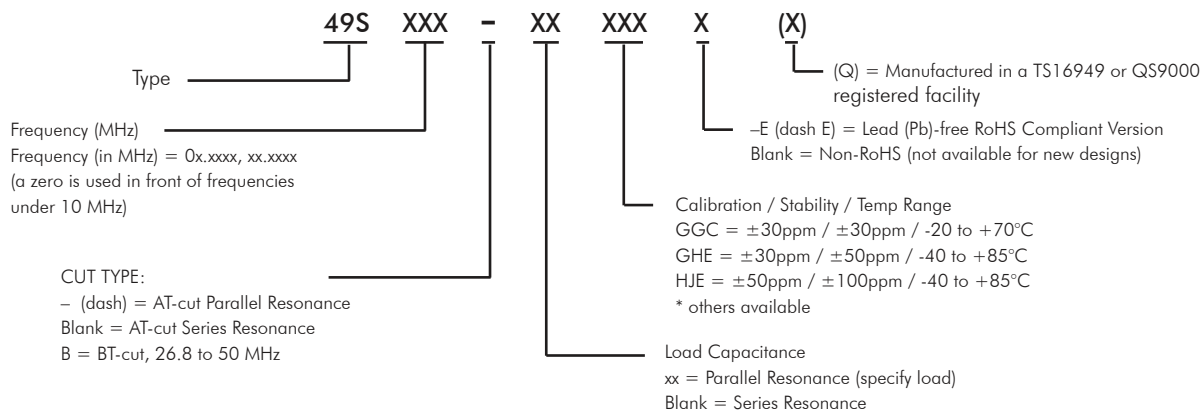
- Gross Test Leak: JESD22-A109, Condition C
- Fine Test Leak: JESD22-A109, Condition A1
- Moisture Resistance: JESD22-A113
- Insulation Resistance: 500 MΩ min (100 VDC)

Part Ordering Information:



Following the above format, Saronix-eCera part numbers will be assigned upon confirmation of exact customer requirements.

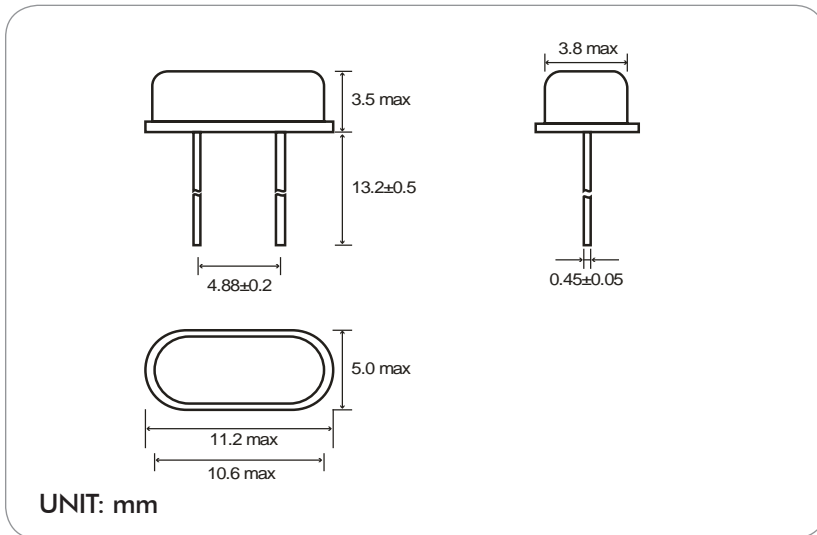
Legacy Ordering Information - For Reference Only:



Part Number Example:

Freq 5.1234MHz, ±30ppm calib, ±30ppm stab, -20 to +70°C, 16pF = 49S05.1234-16GGC = 49S05.1234-16GGC-E (for lead-free)

Mechanical Drawings: GB Series



Mechanical Drawings: GG Series (Low Profile)

