

**SCHOTTKY BARRIER RECTIFIERS**

REVERSE VOLTAGE - 70 to 100 Volts  
FORWARD CURRENT - 3.0 Amperes

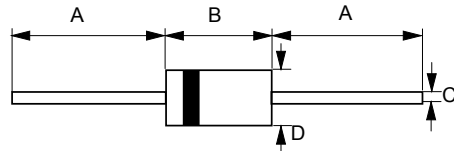
**FEATURES**

- Metal-Semiconductor junction with guard ring
- Epitaxial construction
- Low forward voltage drop
- High current capability
- The plastic material carries UL recognition 94V-0
- For use in low voltage,high frequency inverters,free wheeling,and polarity protection applications

**MECHANICAL DATA**

- Case : JEDEC DO-201AD molded plastic
- Polarity : Color band denotes cathode
- Weight : 0.04 ounces, 1.1 grams
- Mounting position : Any

**DO-201AD**



DO-201AD		
Dim.	Min.	Max.
A	25.4	-
B	7.30	9.50
C	1.20	1.30
D	4.80	5.30
All Dimensions in millimeter		

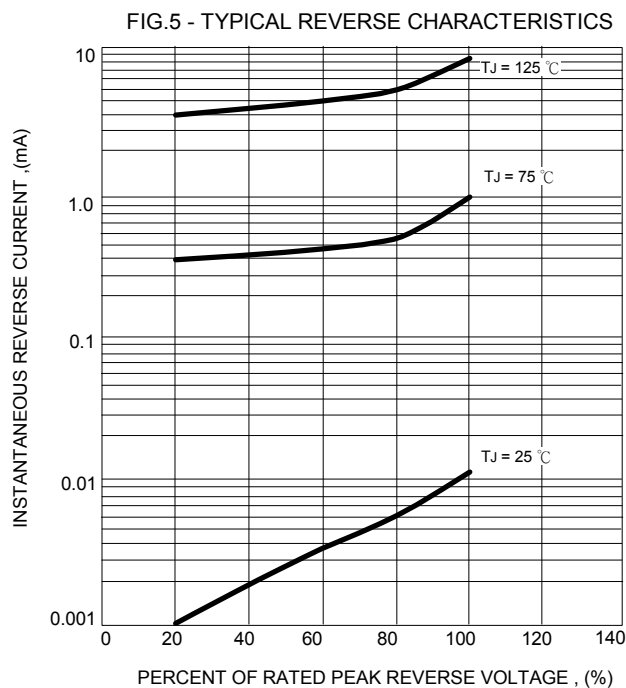
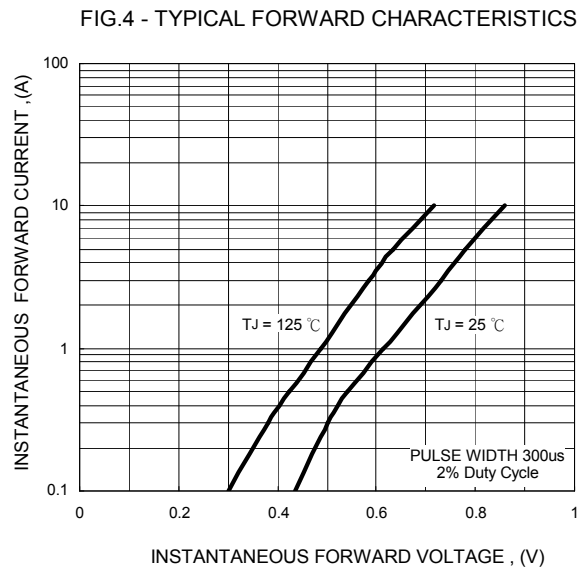
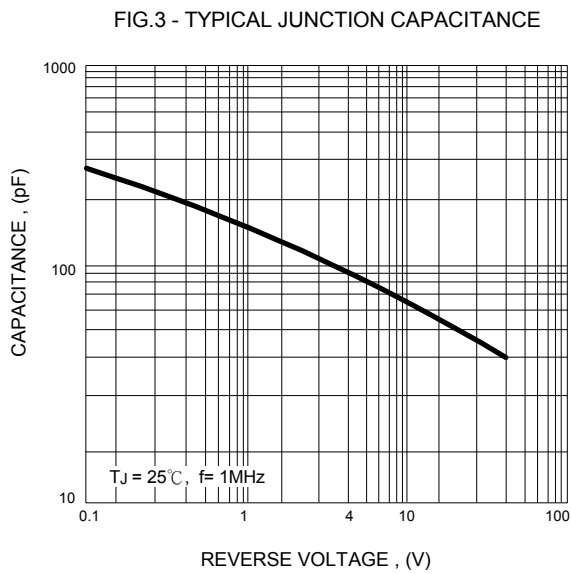
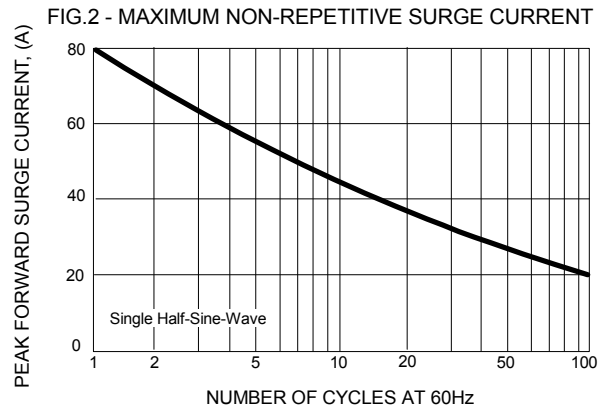
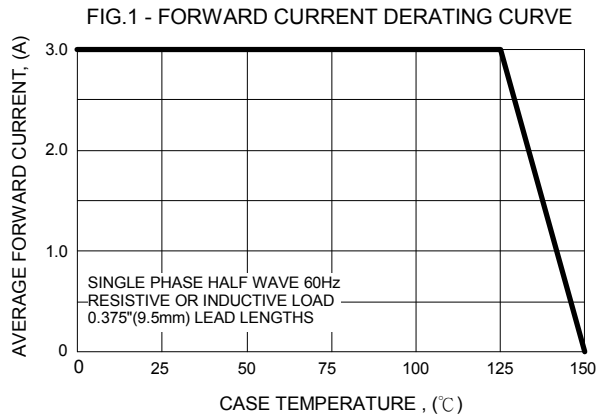
**MAXIMUM RATINGS AND ELECTRICAL CHARACTERISTICS**

Ratings at 25°C ambient temperature unless otherwise specified.

CHARACTERISTICS	SYMBOL	SB370	SB380	SB390	SB3100	UNIT
Maximum Recurrent Peak Reverse Voltage	VRRM	70	80	90	100	V
Maximum RMS Voltage	VRMS	49	56	63	70	V
Maximum DC Blocking Voltage	VDC	70	80	90	100	V
Maximum Average Forward Rectified Current .375",(9.5mm) Lead Lengths @Tc=125 °C	I(AV)	3.0				A
Peak Forward Surge Current 8.3ms single half sine-wave @TA=25 °C	IFSM	80				A
Maximum Forward Voltage at IF=3.0A,TJ=25 °C IF=3.0A,TJ=100 °C	VF	0.79 0.69				V
Maximum DC Reverse Current @TJ (Ta) =25 °C at Rated DC Blocking Voltage @TJ (Ta) =100 °C	IR	0.02 5				mA
Typical Junction Capacitance (Note 1)	CJ	90				pF
Typical Thermal Resistance (Note 2)	RθJL RθJC	10 10				°C/W
Operating Temperature Range	TJ	-55 to +150				°C
Storage Temperature Range	TSTG	-55 to +150				°C

NOTES : 1. Measured at 1.0MHz and applied reverse voltage of 4.0V DC.  
2. Thermal Resistance Junction to Lead and Case.

REV. 11, Sep-2012, KDHF03



## Important Notice and Disclaimer

LSC reserves the right to make changes to this document and its products and specifications at any time without notice. Customers should obtain and confirm the latest product information and specifications before final design, purchase or use.

LSC makes no warranty, representation or guarantee regarding the suitability of its products for any particular purpose, nor does LSC assume any liability for application assistance or customer product design. LSC does not warrant or accept any liability with products which are purchased or used for any unintended or unauthorized application.

No license is granted by implication or otherwise under any intellectual property rights of LSC.

LSC products are not authorized for use as critical components in life support devices or systems without express written approval of LSC.