



## EVL6562A-TM-80W

### 80 W high performance transition mode PFC evaluation board

Data Brief

#### Features

- Line voltage range: 88 to 265 V<sub>AC</sub>
- Minimum line frequency ( $f_L$ ): 47 Hz
- Regulated output voltage: 400 V
- Rated output power: 80 W
- Maximum  $2f_L$  output voltage ripple: 10 V pk-pk
- Hold-up time: 20 ms ( $V_{DROP}$  after hold-up time: 300 V)
- Minimum switching frequency: 35 kHz
- Minimum estimated efficiency: 92% ( $V_{IN} = 90$  V<sub>AC</sub>,  $P_{OUT} = 80$  W)
- Maximum ambient temperature: 50 °C
- PCB type and size: single side, 35  $\mu$ m, CEM-1, 108 x 57 mm



#### Description

The L6562A is a current-mode PFC controller operating in transition mode (TM). With the same pin-out as its predecessor L6562, the L6562A offers improved performance mainly in terms of efficiency and noise immunity.

This board implements an 80 W, wide-range mains input and a PFC pre-conditioner suitable for ballast, adapters, flat screen displays, etc.

# 1 Electrical specification and performance

Figure 1. EVL6562A-TM-80W schematic

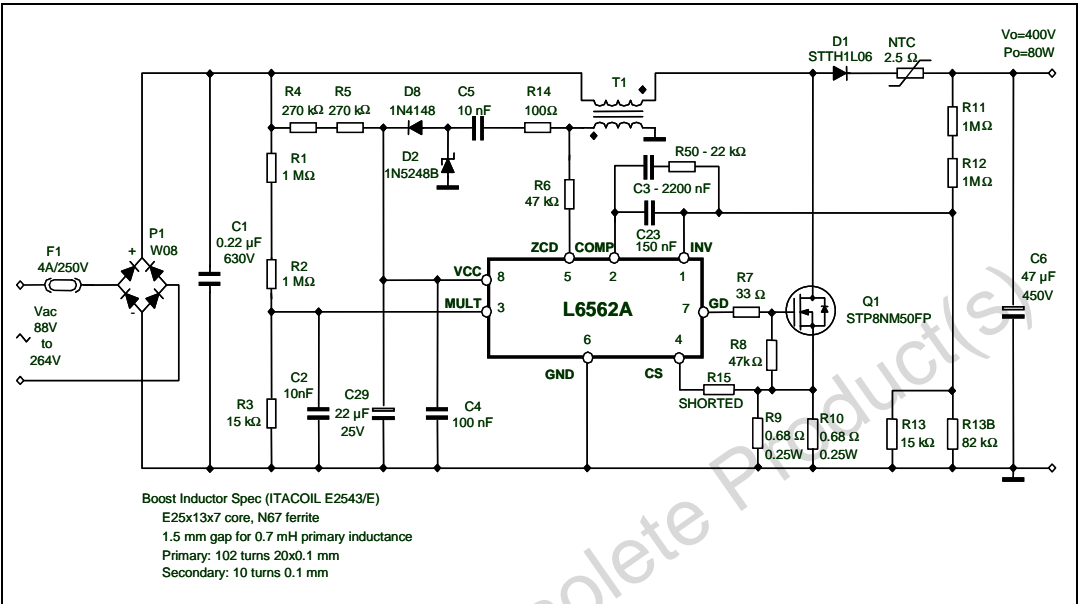


Table 1. Bill of material

Des.	Part type / part value	Description	Supplier
F1	Fuse 4 A	Fuse T4A - time delay	Wichmann
P1	W06	600 V-1 A Single phase bridge rectifier	Chenyi electronics
C1	220 NF-630 V	B32653-A6224-K - film capacitor	Epcos
C2	10 NF	50 V cericap - general purpose	Avx
C3	2u2F	SR305E225MAR - 50 V ceramic capacitor - Z5U	Avx
C4	100NF	50 V cericap - general purpose	Avx
C5	10NF	50 V cericap - general purpose	Avx
C6	47 µF-450 V	aluminium elcap - ED series - 85°C	Daewoo
C23	150NF	50 V cericap - general purpose	Avx
C29	22 µF-50 V	aluminium elcap - YK - 85°C	Rubycon
R1	1M0	MBB0207 axial film res - 0.4 W - 1% - 50 ppm/°C	BC Components
R2	1M0	MBB0207 axial film res - 0.4 W - 1% - 50 ppm/°C	BC Components
R3	15 K	MBB0207 axial film res - 0.4 W - 1% - 50 ppm/°C	BC Components
R4	270 K	SFR25 axial stand. film res - 0.4 W - 5% - 250 ppm/°C	BC Components
R5	270 K	SFR25 axial stand. film res - 0.4 W - 5% - 250 ppm/°C	BC Components
R6	47 K	SFR25 axial stand. film res - 0.4 W - 5% - 250 ppm/°C	BC Components
R7	33R	SFR25 axial stand. film res - 0.4 W - 5% - 250 ppm/°C	BC Components

Table 1. Bill of material (continued)

Des.	Part type / part value	Description	Supplier
R8	47 K	SFR25 axial stand. film res - 0.4 W - 5% - 250 ppm/°C	BC Components
R9	0R68	SFR25 axial stand. film res - 0.4 W - 5% - 250 ppm/°C	BC Components
R10	0R68	SFR25 axial stand. film res - 0.4 W - 5% - 250 ppm/°C	BC Components
R11	1M0	MBB0207 axial film res - 0.4 W - 1% - 50 ppm/°C	BC Components
R12	1M0	MBB0207 axial film res - 0.4 W - 1% - 50 ppm/°C	BC Components
R13	15 K	MBB0207 axial film res - 0.4 W - 1% - 50 ppm/°C	BC Components
R13B	82 K	MBB0207 axial film res - 0.4 W - 1% - 50 ppm/°C	BC Components
R14	100 R	SFR25 axial stand. film res - 0.4 W - 5% - 250 ppm/°C	BC Components
R15	Shorted	Tinner wire jumper	
R50	22 K	SFR25 axial stand. film res - 0.4 W - 5% - 250 ppm/°C	BC Components
D1	STTH1L06	Ultrafast high voltage rectifier	STMicroelectronics
D2	1N5248B	18V-0.5W zener diode	Fairchild
D8	IN4148	fast switching diode	Vishay
NTC1	2R5-S237	B57237S0259M000	Epcos
T1	E2543/E	E25x13x7 core, 0.7 mH	Itacoil
U1	L6562A	Transition mode PFC controller	STMicroelectronics
Q1	STP8NM50FP	n-channel md-mesh Power MOSFET	STMicroelectronics
HS1	FK218 32	Q1 heat sink for TO-220 - 21 °C/W	Fischer elektronik
J1	MKDS 1,5/	PCB term. block, screw conn., pitch 5 mm - 3 W.	Phoenix contact
J2	MKDS 1,5/	PCB Term. block, screw conn., pitch 5 mm - 3 W.	Phoenix contact
F1	Fuse 4 A	Fuse T4A - time delay	Wichmann
P1	W06	600 V-1 A single phase bridge rectifier	Chenyl electronics

Figure 2. EVL6562A-TM-80W: efficiency vs Vin

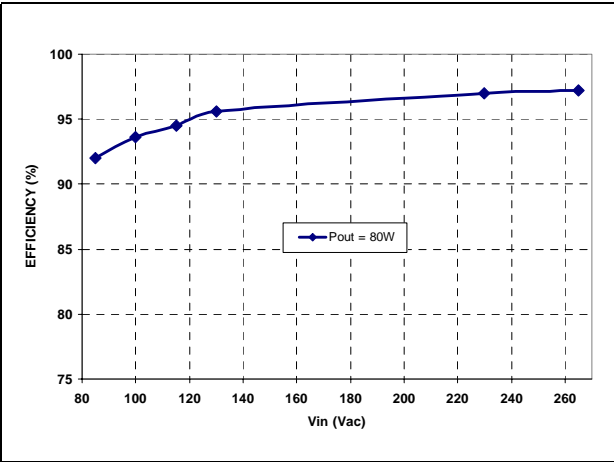


Figure 3. EVL6562A-TM-80W: static Vout regulation vs Vin

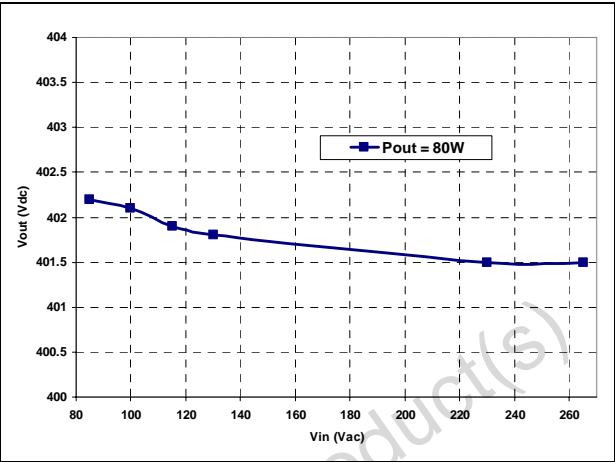


Figure 4. EVL6562A-TM-80W: PF vs Vin

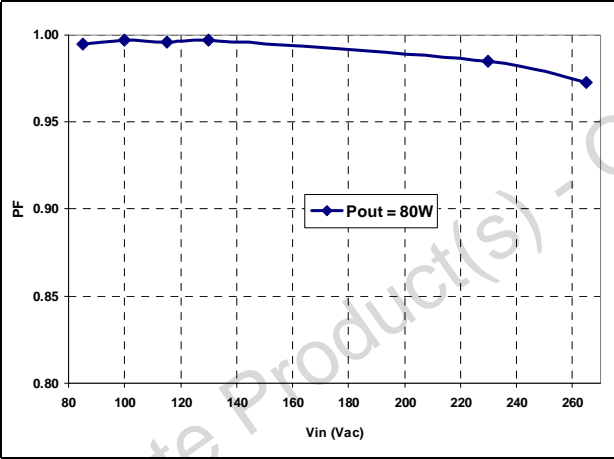
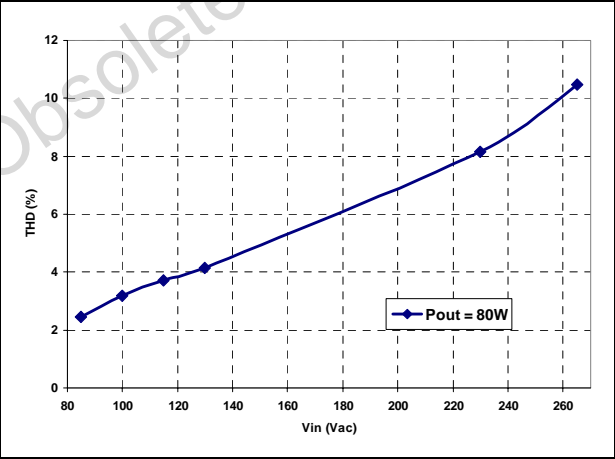


Figure 5. EVL6562A-TM-80W: THD vs Vin



## 2 Revision history

**Table 2. Document revision history**

Date	Revision	Changes
07-Aug-2007	1	Initial release
11-Oct-2007	2	Document reformatted no content change

**Please Read Carefully:**

Information in this document is provided solely in connection with ST products. STMicroelectronics NV and its subsidiaries ("ST") reserve the right to make changes, corrections, modifications or improvements, to this document, and the products and services described herein at any time, without notice.

All ST products are sold pursuant to ST's terms and conditions of sale.

Purchasers are solely responsible for the choice, selection and use of the ST products and services described herein, and ST assumes no liability whatsoever relating to the choice, selection or use of the ST products and services described herein.

No license, express or implied, by estoppel or otherwise, to any intellectual property rights is granted under this document. If any part of this document refers to any third party products or services it shall not be deemed a license grant by ST for the use of such third party products or services, or any intellectual property contained therein or considered as a warranty covering the use in any manner whatsoever of such third party products or services or any intellectual property contained therein.

**UNLESS OTHERWISE SET FORTH IN ST'S TERMS AND CONDITIONS OF SALE ST DISCLAIMS ANY EXPRESS OR IMPLIED WARRANTY WITH RESPECT TO THE USE AND/OR SALE OF ST PRODUCTS INCLUDING WITHOUT LIMITATION IMPLIED WARRANTIES OF MERCHANTABILITY, FITNESS FOR A PARTICULAR PURPOSE (AND THEIR EQUIVALENTS UNDER THE LAWS OF ANY JURISDICTION), OR INFRINGEMENT OF ANY PATENT, COPYRIGHT OR OTHER INTELLECTUAL PROPERTY RIGHT.**

**UNLESS EXPRESSLY APPROVED IN WRITING BY AN AUTHORIZED ST REPRESENTATIVE, ST PRODUCTS ARE NOT RECOMMENDED, AUTHORIZED OR WARRANTED FOR USE IN MILITARY, AIR CRAFT, SPACE, LIFE SAVING, OR LIFE SUSTAINING APPLICATIONS, NOR IN PRODUCTS OR SYSTEMS WHERE FAILURE OR MALFUNCTION MAY RESULT IN PERSONAL INJURY, DEATH, OR SEVERE PROPERTY OR ENVIRONMENTAL DAMAGE. ST PRODUCTS WHICH ARE NOT SPECIFIED AS "AUTOMOTIVE GRADE" MAY ONLY BE USED IN AUTOMOTIVE APPLICATIONS AT USER'S OWN RISK.**

Resale of ST products with provisions different from the statements and/or technical features set forth in this document shall immediately void any warranty granted by ST for the ST product or service described herein and shall not create or extend in any manner whatsoever, any liability of ST.

ST and the ST logo are trademarks or registered trademarks of ST in various countries.

Information in this document supersedes and replaces all information previously supplied.

The ST logo is a registered trademark of STMicroelectronics. All other names are the property of their respective owners.

© 2007 STMicroelectronics - All rights reserved

STMicroelectronics group of companies

Australia - Belgium - Brazil - Canada - China - Czech Republic - Finland - France - Germany - Hong Kong - India - Israel - Italy - Japan - Malaysia - Malta - Morocco - Singapore - Spain - Sweden - Switzerland - United Kingdom - United States of America

[www.st.com](http://www.st.com)