

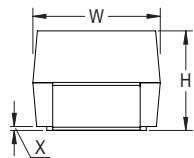
Sample Kit Contents

KEMET Part Number	Case Code/ Case Size	Rated Cap	Rated Voltage	DC Leakage	DF	ESR	Quantity
	KEMET/EIA	µF	VDC	µAmps +20°C Max/5 Min	% @ +20°C 120 Hz Max	mΩ @ 20°C 100 kHz Max	
T521D476M016ATE045	D/7343-31	47	16	75.2	10	45	10
T521V686M016ATE050	V/7343-20	68	16	108.8	10	50	10
T521X157M016ATE080	X/7343-43	150	16	240.0	10	80	10
T521X337M016ATE025	X/7343-43	330	16	528.0	10	25	10
T521V476M020ATE055	V/7343-20	470	20	94.0	10	55	10
T521V226M025ATE060	V/7343-20	22	25	55.0	10	60	10
T521V336M025ATE060	V/7343-20	33	25	82.5	10	60	10
T521D336M025ATE060	D/7343-31	33	25	82.5	10	60	10
T521V156M035ATE100	V/7343-20	15	35	52.5	10	100	10
T521D336M035ATE065	D/7343-31	33	35	115.5	10	65	10
T521X476M035ATE030	X/7343-43	47	35	164.5	10	30	10
T521D685M050ATE070	D/7343-31	6.8	50	34.0	10	70	10
T521D106M050ATE090	D/7343-31	10	50	50.0	10	90	10

Dimensions – Millimeters (Inches)

Metric will govern

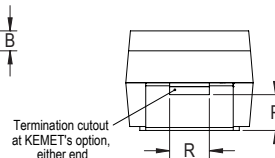
CATHODE (-) END VIEW



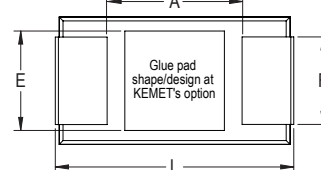
SIDE VIEW



ANODE (+) END VIEW



BOTTOM VIEW



Case Size		Component												
KEMET	EIA	L*	W*	H*	F* ±0.1 ±(.004)	S* ±0.3 ±(.012)	B* ±0.15 (Ref) ±.006	X (Ref)	P (Ref)	R (Ref)	T (Ref)	A (Min)	G (Ref)	E (Ref)
D	7343-31	7.3 ±0.3 (0.287 ±0.012)	4.3 ±0.3 (0.169 ±0.012)	2.8 ±0.3 (0.110 ±0.012)	2.4 (.094)	1.3 (.051)	0.5 (.020)	0.10 ± 0.10 (.004 ± .004)	0.9 (.035)	1.0 (.039)	0.13 (.005)	3.8 (.150)	3.5 (.138)	3.5 (.138)
X	7343-43	7.3 ±0.3 (0.287 ±0.012)	4.3 ±0.3 (0.169 ±0.012)	4.0 ±0.3 (0.157 ±0.012)	2.4 (.094)	1.3 (.051)	0.5 (.020)	0.10 ± 0.10 (.004 ± .004)	1.7 (.067)	1.0 (.039)	0.13 (.005)	3.8 (.150)	3.5 (.138)	3.5 (.138)
V	7343-20	7.3 ±0.3 (0.287 ±0.012)	4.3 ±0.3 (0.169 ±0.012)	2.0 (0.079)	2.4 (.094)	1.3 (.051)	N/A	0.05 (.002)	N/A	N/A	0.13 (.005)	3.8 (.150)	3.5 (.138)	3.5 (.138)

Notes: (Ref) – Dimensions provided for reference only. No dimensions provided for B, P or R because low profile cases do not have a bevel or a notch.

* MIL-PRF-55365/8 specified dimensions