


General purpose PCB mount

A range of compact, plastic enclosure, directly mountable PCB filters. Suitable for use with digital equipments, low power SMPS, and consumer electronics.

- Current ratings from 0.5A to 6A
- High performance to size ratio
- Compact PCB mount footprint
- Medical versions available



Mechanical Specifications

Manufacture: plastic case sealed with self-extinguishing resin.

Connections: for P.C.B. mounting.

Electrical Specifications

Rated voltage (V_R): max 250V, 50/60Hz

Rated current (I_R): referred to room temperature = 40°C

Leakage current (I_L): at 220V, 50Hz, max value

Voltage test (2_s): line to ground 3000Vdc or 1800Vac
line to line 1700Vdc

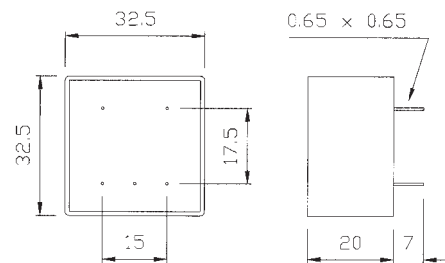
Climatic category: HPF (25/085/21);

temperature range: -25°C to +85°C

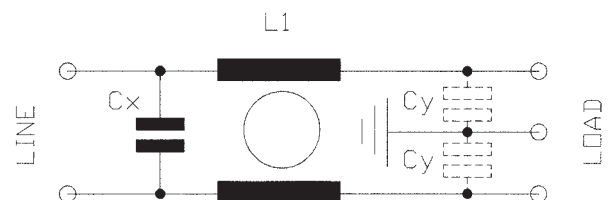
Filter Range

Code	I_R (A)	L (mH)	C_x (μ F)	C_y (pF)	I_L (mA)
F.LH.0A5.01.03.AK	0.5	2x24	0.033	2x2500	2x0.23
F.LH.0A5.05.03.AK	0.5	2x24	0.033		2x0.002
F.LH.01A.02.03.AK	1	2x10	0.033	2x2500	2x0.23
F.LH.01A.06.03.AK	1	2x10	0.033		2x0.002
F.LH.03A.03.03.AK	3	2x2.5	0.033	2x2500	2x0.23
F.LH.03A.07.03.AK	3	2x2.5	0.033		2x0.002
F.LH.06A.04.03.AK	6	2x1	0.033	2x2500	2x0.23
F.LH.06A.08.03.AK	6	2x1	0.033		2x0.002

Dimensions (mm) and connections



Circuit diagram



Insertion loss (typical): — Asymmetrical (line to ground) - - - Symmetrical (line to line)

