




MIMXRT1024-EVK



Evaluation kit for the i.MX RT1024 MCU

Arm® Cortex®-M7 core at 500 MHz

4 MB flash, 256 KB RAM

GET TO KNOW THE MIMXRT1024-EVK





Figure 1: MIMXRT1024-EVK callouts

HOW TO GET STARTED

1. Connect the MIMXRT1024-EVK board to a PC using the included micro USB cable to USB connector J23.
2. The MIMXRT1024-EVK board comes preprogrammed with a demo that will initiate the LED on the board to flash when plugged in. When the board is tilted, the green LED gradually illuminates based on the degree of tilt on the X-axis.
3. For more information on running the demo, access to additional out-of-the-box demos and to download software and tools, please visit: www.nxp.com/MIMXRT1024-EVK/startnow.





GET STARTED

Download installation software and documentation at www.nxp.com/MIMXRT1024-EVK.

SUPPORT

Visit www.nxp.com/support for a list of phone numbers within your region.

WARRANTY

Visit www.nxp.com/warranty for complete warranty information.

www.nxp.com/MIMXRT1024-EVK

NXP and the NXP logo are trademarks of NXP B.V. All other product or service names are the property of their respective owners. Arm and Cortex are trademarks or registered trademarks of Arm Limited (or its subsidiaries) in the US and/or elsewhere. The related technology may be protected by any or all of patents, copyrights, designs and trade secrets. All rights reserved. © 2020 NXP B.V.

Document Number: IMXRT1024EVKQSG REV 0
Agile Number: 926-47106 Rev A