

## Low-Profile, High-Current Coupled Inductor



Manufactured under one or more of the following:  
**US Patents; 6,198,375/6,204,744/6,449,829/6,460,244.**  
 Several foreign patents, and other patents pending.

STANDARD ELECTRICAL SPECIFICATIONS					
	$L_0$ INDUCTANCE $\pm 20\%$ AT 100 kHz, 0.25 V, 0 A ( $\mu$ H)	DCR NOM. ( $m\Omega$ )	DCR MAX. 25 °C ( $m\Omega$ )	HEAT RATING CURRENT DC TYP. (A) <sup>(3)</sup>	SATURATION CURRENT DC TYP. (A) <sup>(4)</sup>
L <sub>1-2</sub>	33	165.0	176.2	2.6	2.5
L <sub>3-4</sub>	33	175.0	182.4	2.6	2.5
L <sub>1-4</sub> (L <sub>2-3</sub> shorted)	132	340.0	363.0	1.8	1.5
L <sub>1-3</sub> (L <sub>2-4</sub> shorted)	6.8	340.0	363.0	1.8	See note <sup>(6)</sup>
L <sub>Common Mode</sub> (1-3 and 2-4 shorted)	33	80.0	85.2	4.1	3.0
L <sub>Differential Mode</sub> (1-4 and 2-3 shorted)	1.6	80.0	85.2	4.1	See note <sup>(6)</sup>

### Notes

- <sup>(1)</sup> All test data is referenced to 25 °C ambient
- <sup>(2)</sup> Operating temperature range -55 °C to +155 °C
- <sup>(3)</sup> DC current (A) that will cause an approximate  $\Delta T$  of 40 °C
- <sup>(4)</sup> DC current (A) that will cause  $L_0$  to drop approximately 20 %
- <sup>(5)</sup> The part temperature (ambient + temp. rise) should not exceed 155 °C under worst case operating conditions. Circuit design, component placement, PWB trace size and thickness, airflow and other cooling provisions all affect the part temperature. Part temperature should be verified in the end application.
- <sup>(6)</sup> In this configuration, current flowing opposite directions through coils cancels and the 6.8  $\mu$ H inductance is very stable with varying current. Observe the heat rating current to avoid excessive temperature rise in this configuration.

### FEATURES

- High temperature, up to 155 °C
- Shielded construction
- Frequency range up to 5.0 MHz
- Lowest DCR/ $\mu$ H in this package size
- Handles high transient current spikes without saturation
- Ultra low buzz noise, due to composite construction
- Coupling is > 90 % - optimized for SEPIC converters
- AEC-Q200 qualified
- Material categorization: For definitions of compliance please see [www.vishay.com/doc?99912](http://www.vishay.com/doc?99912)

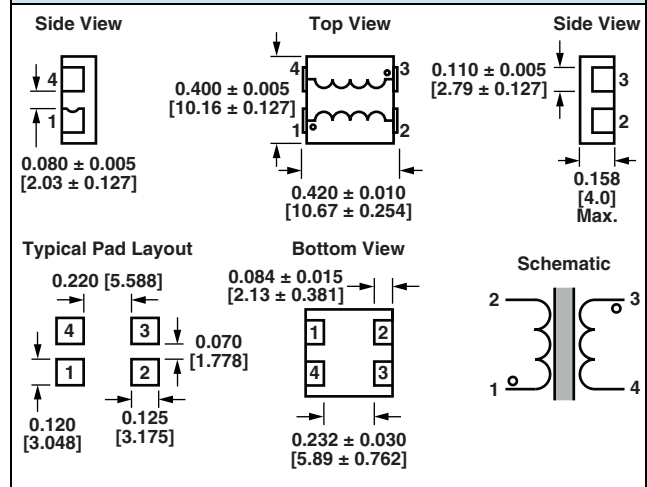
 AUTOMOTIVE  
GRADE

**RoHS**  
COMPLIANT  
HALOGEN  
**FREE**  
**GREEN**  
(5-2008)

### APPLICATIONS

- SEPIC converters
- DC/DC converters
- Common mode applications
- LED lighting

### DIMENSIONS in inches [millimeters]

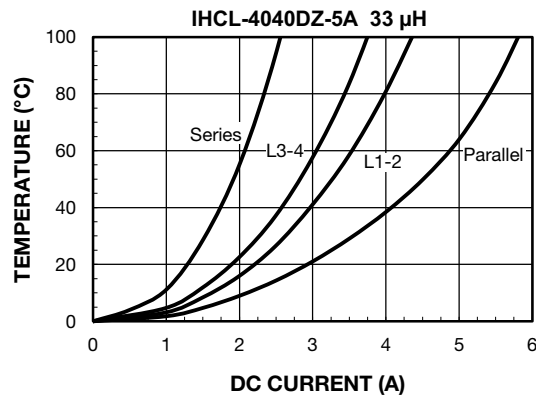
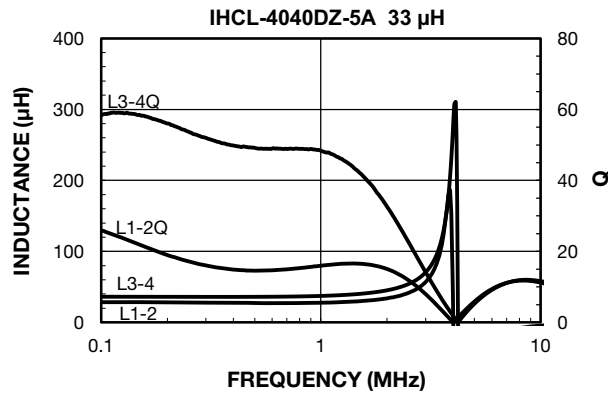
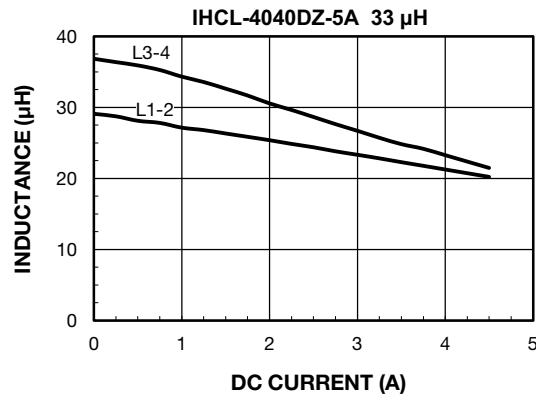


DESCRIPTION				
<b>IHCL-4040DZ-5A</b>	<b>33 <math>\mu</math>H</b>	<b><math>\pm 20\%</math></b>	<b>ER</b>	<b>e3</b>
MODEL	INDUCTANCE VALUE	INDUCTANCE TOLERANCE	PACKAGE CODE	JEDEC® LEAD (Pb)-FREE STANDARD

GLOBAL PART NUMBER																	
I	H	C	L	4	0	4	0	D	Z	E	R	3	3	0	M	5	A
PRODUCT FAMILY				SIZE				PACKAGE CODE		INDUCTANCE VALUE			TOL.	SERIES			



## PERFORMANCE GRAPHS





## Disclaimer

ALL PRODUCT, PRODUCT SPECIFICATIONS AND DATA ARE SUBJECT TO CHANGE WITHOUT NOTICE TO IMPROVE RELIABILITY, FUNCTION OR DESIGN OR OTHERWISE.

Vishay Intertechnology, Inc., its affiliates, agents, and employees, and all persons acting on its or their behalf (collectively, "Vishay"), disclaim any and all liability for any errors, inaccuracies or incompleteness contained in any datasheet or in any other disclosure relating to any product.

Vishay makes no warranty, representation or guarantee regarding the suitability of the products for any particular purpose or the continuing production of any product. To the maximum extent permitted by applicable law, Vishay disclaims (i) any and all liability arising out of the application or use of any product, (ii) any and all liability, including without limitation special, consequential or incidental damages, and (iii) any and all implied warranties, including warranties of fitness for particular purpose, non-infringement and merchantability.

Statements regarding the suitability of products for certain types of applications are based on Vishay's knowledge of typical requirements that are often placed on Vishay products in generic applications. Such statements are not binding statements about the suitability of products for a particular application. It is the customer's responsibility to validate that a particular product with the properties described in the product specification is suitable for use in a particular application. Parameters provided in datasheets and/or specifications may vary in different applications and performance may vary over time. All operating parameters, including typical parameters, must be validated for each customer application by the customer's technical experts. Product specifications do not expand or otherwise modify Vishay's terms and conditions of purchase, including but not limited to the warranty expressed therein.

Except as expressly indicated in writing, Vishay products are not designed for use in medical, life-saving, or life-sustaining applications or for any other application in which the failure of the Vishay product could result in personal injury or death. Customers using or selling Vishay products not expressly indicated for use in such applications do so at their own risk. Please contact authorized Vishay personnel to obtain written terms and conditions regarding products designed for such applications.

No license, express or implied, by estoppel or otherwise, to any intellectual property rights is granted by this document or by any conduct of Vishay. Product names and markings noted herein may be trademarks of their respective owners.

## Material Category Policy

**Vishay Intertechnology, Inc. hereby certifies that all its products that are identified as RoHS-Compliant fulfill the definitions and restrictions defined under Directive 2011/65/EU of The European Parliament and of the Council of June 8, 2011 on the restriction of the use of certain hazardous substances in electrical and electronic equipment (EEE) - recast, unless otherwise specified as non-compliant.**

**Please note that some Vishay documentation may still make reference to RoHS Directive 2002/95/EC. We confirm that all the products identified as being compliant to Directive 2002/95/EC conform to Directive 2011/65/EU.**

**Vishay Intertechnology, Inc. hereby certifies that all its products that are identified as Halogen-Free follow Halogen-Free requirements as per JEDEC JS709A standards. Please note that some Vishay documentation may still make reference to the IEC 61249-2-21 definition. We confirm that all the products identified as being compliant to IEC 61249-2-21 conform to JEDEC JS709A standards.**