


NTC Thermistor for High Temperature Applications



| QUICK REFERENCE DATA | | |
|---|------------------------|-----------------|
| PARAMETER | VALUE | UNIT |
| Resistance value at 25 °C | 960K | Ω |
| Resistance value at 750 °C | 69.5 | Ω |
| B _{25/85} -value | 3535 | K |
| Tolerance on B _{25/85} -value | ± 2 | % |
| Tolerance on R ₇₅₀ -value | ± 3 | % |
| Operating temperature range (short term) | - 40 to + 900 (+ 1000) | °C |
| Response time (63.2 %) 25 °C to 750 °C still air (for info) | 10 | s |
| Dissipation factor δ in still air (for info) | 1 | mW |
| Maximum power dissipation | 50 | mW |
| Min. dielectric withstanding voltage between terminals and glass body | 100 | V _{AC} |
| Insulation resistance at 100 V _{DC} | > 10 | MΩ |
| Weight | 30 | mg |

ENVIRONMENTAL CONDITIONS

Platinum lead wires enable the usage in applications up to 1000 °C for short periods and 900 °C for longer periods of time. The thermistor should not be placed in a reducing atmosphere or be subjected to corrosive substances (f.e. phosphates) which could affect the functionality or the lifetime of the thermistor. Always maintain a sufficient partial oxygen pressure to avoid abnormal electrical drift or a reduced life time.

DESIGN-IN SUPPORT

R(T) tables spreadsheet available on request at:
nlr@vishay.com

| ELECTRICAL DATA AND ORDERING INFORMATION | | | | | | |
|--|--------------------------------|--------------------------------|---------------------------------|----------------------------------|-----------------------------------|---|
| VISHAY SAP ORDERING NUMBER | R ₂₅ -VALUE (kΩ) | R ₇₅₀ -VALUE (Ω) | R ₇₅₀ -TOL. (± %) | B _{25/85} -VALUE (K) | B _{25/85} -TOL. (± %) | DESCRIPTION |
| NTCV101E4964HMB0 | 960 | 69.5 | 3 | 3535 | 2 | NTC Very High Temp 960 K 3 % 3535 K 2 mm |

FEATURES

- Advanced NTC technology
- Wide temperature range from - 40 °C to + 900 °C
- Long lifetime stability at 900 °C
- Highly resistant to thermal shocks
- Small body diameter of max. 2 mm
- High sensitivity
- Material categorization: For definitions of compliance please see www.vishay.com/doc?99912


RoHS
COMPLIANT

APPLICATIONS

High Temperature sensing, control and compensation. f.e. exhaust gas temperature sensing thermistor in automotive applications, oven sensor elements in industrial and commercial applications, heating systems and industrial systems using platinum sensors or thermo-couples

MOUNTING

The thermistors are suitable for all standard assembly processes like crimping, brazing and welding (laser, ultrasonic or resistance). The parameters of the assembly process should be chosen in accordance with the lead-wire material (platinum) and validated in application.

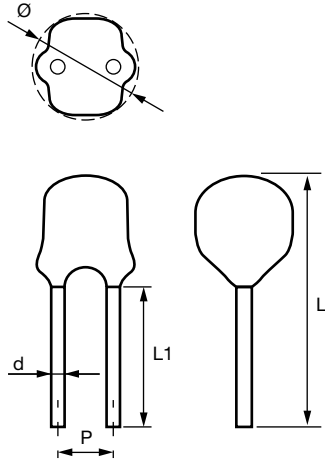
The mounting process should be in compliance with the following guidelines and recommendations:

- Peeling forces on the leads should be reduced to a minimum and should never exceed 3 N
- Avoid large temperature gradients between the welding region and the sensor
- After complete assembly it is recommended to fix the leads in the welding region with a strain relief

If using a ceramic adhesive/potting or filling material avoid phosphate-based binders. Always follow the supplier's curing specifications fully including bringing the part up to operating temperature for a short time to ensure good moisture resistance and electrical performance of the total sensor.

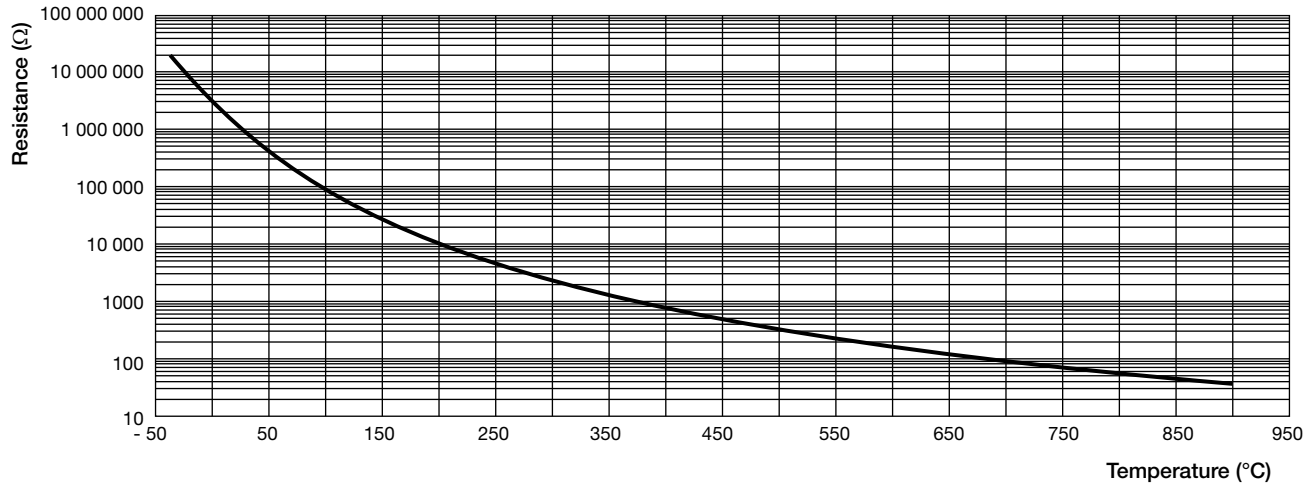


DIMENSIONS in millimeters



| DIMENSIONS in millimeters | |
|---------------------------|---------|
| PARAMETER | VALUE |
| Ø D max. | 2 |
| d | 0.25 |
| L1 min. | 2 |
| L | 4.4 ± 1 |
| p | 1 |

R vs. T (typical)





Disclaimer

ALL PRODUCT, PRODUCT SPECIFICATIONS AND DATA ARE SUBJECT TO CHANGE WITHOUT NOTICE TO IMPROVE RELIABILITY, FUNCTION OR DESIGN OR OTHERWISE.

Vishay Intertechnology, Inc., its affiliates, agents, and employees, and all persons acting on its or their behalf (collectively, "Vishay"), disclaim any and all liability for any errors, inaccuracies or incompleteness contained in any datasheet or in any other disclosure relating to any product.

Vishay makes no warranty, representation or guarantee regarding the suitability of the products for any particular purpose or the continuing production of any product. To the maximum extent permitted by applicable law, Vishay disclaims (i) any and all liability arising out of the application or use of any product, (ii) any and all liability, including without limitation special, consequential or incidental damages, and (iii) any and all implied warranties, including warranties of fitness for particular purpose, non-infringement and merchantability.

Statements regarding the suitability of products for certain types of applications are based on Vishay's knowledge of typical requirements that are often placed on Vishay products in generic applications. Such statements are not binding statements about the suitability of products for a particular application. It is the customer's responsibility to validate that a particular product with the properties described in the product specification is suitable for use in a particular application. Parameters provided in datasheets and / or specifications may vary in different applications and performance may vary over time. All operating parameters, including typical parameters, must be validated for each customer application by the customer's technical experts. Product specifications do not expand or otherwise modify Vishay's terms and conditions of purchase, including but not limited to the warranty expressed therein.

Except as expressly indicated in writing, Vishay products are not designed for use in medical, life-saving, or life-sustaining applications or for any other application in which the failure of the Vishay product could result in personal injury or death. Customers using or selling Vishay products not expressly indicated for use in such applications do so at their own risk. Please contact authorized Vishay personnel to obtain written terms and conditions regarding products designed for such applications.

No license, express or implied, by estoppel or otherwise, to any intellectual property rights is granted by this document or by any conduct of Vishay. Product names and markings noted herein may be trademarks of their respective owners.