

SMD 0402, Glass Protected NTC Thermistors



LINKS TO ADDITIONAL RESOURCES



QUICK REFERENCE DATA		
PARAMETER	VALUE	UNIT
Resistance value at 25 °C	4.7K to 470K	Ω
Tolerance on R_{25} -value	± 1; ± 2; ± 3; ± 5	%
$B_{25/85}$ -value	3490 to 4075	K
Tolerance on $B_{25/85}$ -value	± 3	%
Maximum dissipation at 25 °C	70	mW
Thermal time constant τ	≈ 5	s
Dissipation factor D	≈ 2.0	mW/K
Operating temperature range at zero power	-40 to +150	°C
Weight	≈ 1.2	mg

AGENCY APPROVALS

Agency approval documents, please see:
www.vishay.com/ppg?29003&documents

DESIGN-IN SUPPORT

For complete curve computation, please visit:
www.vishay.com/thermistors/ntc-rt-calculator/

FEATURES

- TCR ranging from -6.5 %/K at -40 °C to -2 %/K at 150 °C
- Tolerance on R_{25} down to 1 %
- Suitable for wave or reflow soldering
- NiSn terminations
- Fully glass coated and protected
- cULus recognized, file E148885 (UL category XGPU2 / XGPU8)
- AEC-Q200 qualified
- Material categorization: for definitions of compliance please see www.vishay.com/doc?99912

APPLICATIONS

- Temperature sensing, protection and compensation in automotive, industrial, telecom and consumer applications. Examples are:
 - Battery chargers
 - Power supplies
 - Office equipment
 - LCD compensation
 - In-car entertainment

DESCRIPTION

Size 0402 (M1005) glass protected SMD chip thermistor with negative temperature coefficient (TCR) and matte tin (Sn) plated terminations. The device has no marking.

PACKAGING

Available in 8 mm punched paper tape on reel package of 10 000 units.

CAUTIONS AND WARNINGS ON MOUNTING AND HANDLING

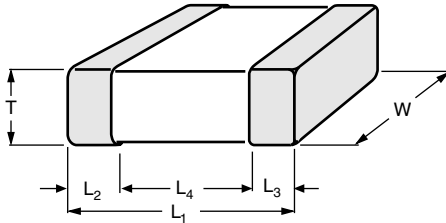
Please read the special instructions:
 see www.vishay.com/doc?29224.

ELECTRICAL DATA AND ORDERING INFORMATION				
R_{25} (Ω)	R_{25} -TOL. (± %)	$B_{25/85}$ (K)	$B_{25/85}$ -TOL. (± %)	SAP MATERIAL AND ORDERING NUMBER ... ⁽¹⁾
4700	3, 5	3595	3	NTCS0402E3472*MT
10 000	1, 2, 3, 5	3490	3	NTCS0402E3103*L1T ⁽²⁾
10 000	3, 5	3950	3	NTCS0402E3103*HT
15 000	3, 5	3965	3	NTCS0402E3153*HT
22 000	3, 5	3590	3	NTCS0402E3223*MT
33 000	3, 5	3670	3	NTCS0402E3333*MT
47 000	1, 2, 3, 5	4075	3	NTCS0402E3473*XT
68 000	3, 5	3910	3	NTCS0402E3683*HT
100 000	1, 2, 3, 5	3950	3	NTCS0402E3104*HT
470 000	3, 5	3807	3	NTCS0402E3474*HT ⁽³⁾

Notes

- (1) Replace * in SAP by J for ± 5 %, H for ± 3 %, G for ± 2 %, F for ± 1 % tolerance on R_{25}
- (2) The digit 1 at the end of this part number NTCS0402E3103*L1T differentiates it from the legacy P/N
- (3) This P/N is not UL recognized

DIMENSIONS in millimeters

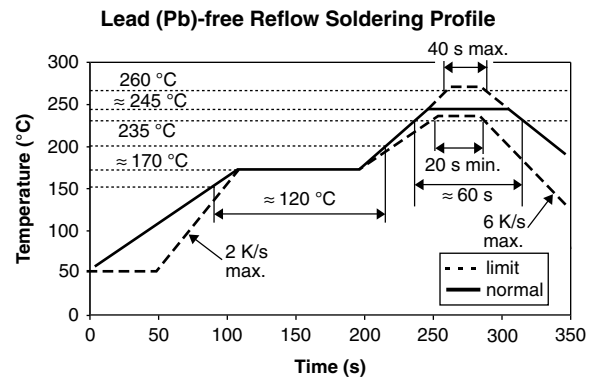
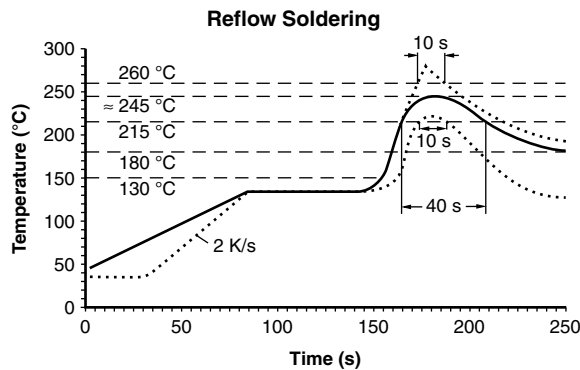


L ₁	W	T	L ₂ AND L ₃ MIN.	L ₄ MIN.
1.0 ± 0.15	0.5 ± 0.15	0.5 ± 0.15	0.1	0.3

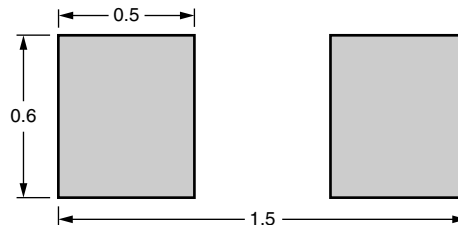
SOLDERING CONDITIONS

Soldering, handling, and mounting conditions are detailed in the instructions document: see www.vishay.com/doc?29224.

Typical examples of a soldering processes that will provide reliable joints without damage, are shown below.

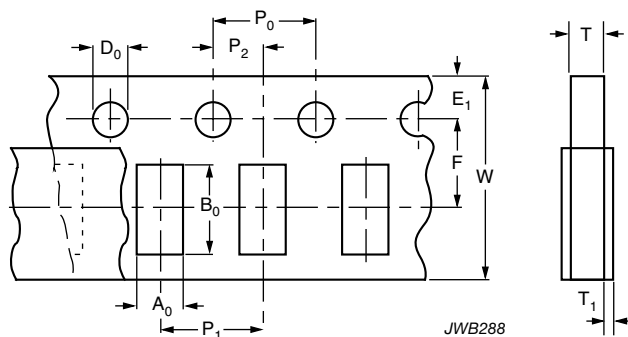


Recommended solder land pattern dimensions (mm)



PACKAGING TAPE SPECIFICATIONS

All tape specifications are in accordance with IEC 60286-3. Basic dimensions are given below. Carrier tape material is paper.



DIMENSIONS OF PAPER TAPE in millimeters	
PARAMETER	DIMENSION
A ₀ ⁽¹⁾	0.65 ± 0.1
B ₀ ⁽¹⁾	1.15 ± 0.1
W	8.0 ± 0.2
E ₁	1.75 ± 0.1
F	3.5 ± 0.05
D ₀	1.55 ± 0.05
P ₀ ⁽²⁾	4.0 ± 0.1
P ₁	4.0 ± 0.1
P ₂	2.0 ± 0.05
T tape thickness max.	0.8
T ₁ cover tape thickness max.	0.1

Notes

- (1) Measured 0.3 mm above base pocket
- (2) P₀ pitch cumulative error over any 10 pitches ± 0.2 mm



Disclaimer

ALL PRODUCT, PRODUCT SPECIFICATIONS AND DATA ARE SUBJECT TO CHANGE WITHOUT NOTICE TO IMPROVE RELIABILITY, FUNCTION OR DESIGN OR OTHERWISE.

Vishay Intertechnology, Inc., its affiliates, agents, and employees, and all persons acting on its or their behalf (collectively, "Vishay"), disclaim any and all liability for any errors, inaccuracies or incompleteness contained in any datasheet or in any other disclosure relating to any product.

Vishay makes no warranty, representation or guarantee regarding the suitability of the products for any particular purpose or the continuing production of any product. To the maximum extent permitted by applicable law, Vishay disclaims (i) any and all liability arising out of the application or use of any product, (ii) any and all liability, including without limitation special, consequential or incidental damages, and (iii) any and all implied warranties, including warranties of fitness for particular purpose, non-infringement and merchantability.

Statements regarding the suitability of products for certain types of applications are based on Vishay's knowledge of typical requirements that are often placed on Vishay products in generic applications. Such statements are not binding statements about the suitability of products for a particular application. It is the customer's responsibility to validate that a particular product with the properties described in the product specification is suitable for use in a particular application. Parameters provided in datasheets and / or specifications may vary in different applications and performance may vary over time. All operating parameters, including typical parameters, must be validated for each customer application by the customer's technical experts. Product specifications do not expand or otherwise modify Vishay's terms and conditions of purchase, including but not limited to the warranty expressed therein.

Hyperlinks included in this datasheet may direct users to third-party websites. These links are provided as a convenience and for informational purposes only. Inclusion of these hyperlinks does not constitute an endorsement or an approval by Vishay of any of the products, services or opinions of the corporation, organization or individual associated with the third-party website. Vishay disclaims any and all liability and bears no responsibility for the accuracy, legality or content of the third-party website or for that of subsequent links.

Except as expressly indicated in writing, Vishay products are not designed for use in medical, life-saving, or life-sustaining applications or for any other application in which the failure of the Vishay product could result in personal injury or death. Customers using or selling Vishay products not expressly indicated for use in such applications do so at their own risk. Please contact authorized Vishay personnel to obtain written terms and conditions regarding products designed for such applications.

No license, express or implied, by estoppel or otherwise, to any intellectual property rights is granted by this document or by any conduct of Vishay. Product names and markings noted herein may be trademarks of their respective owners.