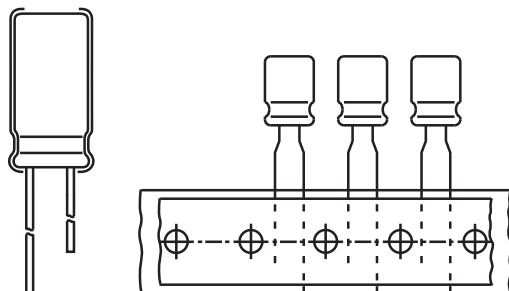


EKSU

Vishay Roederstein



## Aluminum Capacitors Radial Style Non-Polar



Component outlines

### FEATURES

- Non-polarized (bi-polar) aluminum electrolytic capacitor
- Small size
- High temperature range

RoHS  
COMPLIANT

### APPLICATIONS

- Circuits with changing or unknown polarity

### QUICK REFERENCE DATA

DESCRIPTION	UNIT	VALUE
Nominal case size (Ø D x L)	mm	5 x 11 to 18 x 40
Rated capacitance range $C_R$	F	0.1 to 4700
Capacitance tolerance	%	± 20
Rated voltage range	V	6.3 to 100
Category temperature range	°C	- 40 to + 105
Load life	h	1000
Based on sectional specification		IEC 60384-4
Climatic category IEC 60 068		40/105/56

### SELECTION CHART FOR $C_R$ , $U_R$ AND RELEVANT NOMINAL CASE SIZES (Ø D x L in mm)

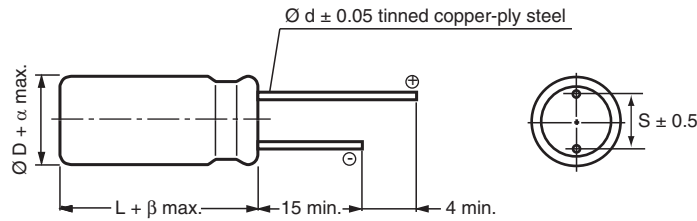
$C_R$ (µF)	RATED VOLTAGE (V)							
	6.3	10	16	25	35	50	63	100
0.10	→	→	→	→	→	→	5 x 11	5 x 11
0.15	→	→	→	→	→	→	5 x 11	5 x 11
0.22	→	→	→	→	→	→	5 x 11	5 x 11
0.33	→	→	→	→	→	→	5 x 11	5 x 11
0.47	→	→	→	→	→	→	5 x 11	5 x 11
0.68	→	→	→	→	→	→	5 x 11	5 x 11
1.0	→	→	→	→	→	→	5 x 11	5 x 11
1.5	→	→	→	→	→	→	5 x 11	5 x 11
2.2	→	→	→	→	→	→	5 x 11	-
3.3	→	→	→	→	→	→	5 x 11	6.3 x 11
4.7	→	→	→	→	→	→	6.3 x 11	-
6.8	→	→	→	→	5 x 11	→	6.3 x 11	10 x 12.5
10	→	→	→	→	→	6.3 x 11	8 x 11.5	10 x 12.5
15	→	→	5 x 11	6.3 x 11	→	8 x 11.5	10 x 12.5	10 x 16
22	→	5 x 11	6.3 x 11	→	8 x 11.5	→	10 x 16	-
33	5 x 11	6.3 x 11	→	8 x 11.5	10 x 12.5	→	10 x 16	-
47	→	6.3 x 11	8 x 11.5	→	10 x 16	→	10 x 20	-
68	6.3 x 11	8 x 11.5	10 x 12.5	10 x 16	→	10 x 20	12.5 x 20	-
100	8 x 11.5	10 x 12.5	10 x 16	→	10 x 20	12.5 x 20	12.5 x 25	-
150	10 x 12.5	10 x 16	10 x 20	→	12.5 x 20	12.5 x 25	16 x 25	-
220	10 x 12.5	10 x 20	→	12.5 x 20	12.5 x 25	16 x 25	16 x 35.5	-
330	10 x 16	→	12.5 x 20	12.5 x 25	16 x 25	16 x 35.5	18 x 35.5	-
470	10 x 20	12.5 x 20	12.5 x 25	16 x 25	16 x 35.5	18 x 35.5	18 x 40	-
680	12.5 x 20	12.5 x 25	16 x 25	16 x 35.5	18 x 35.5	18 x 40	-	-
1000	12.5 x 25	16 x 25	16 x 35.5	18 x 35.5	18 x 40	-	-	-
1500	16 x 25	16 x 35.5	18 x 35.5	18 x 40	-	-	-	-
2200	16 x 35.5	18 x 35.5	18 x 40	-	-	-	-	-
3300	18 x 35.5	18 x 40	-	-	-	-	-	-
4700	18 x 40	-	-	-	-	-	-	-



Aluminum Capacitors  
Radial Style Non-Polar

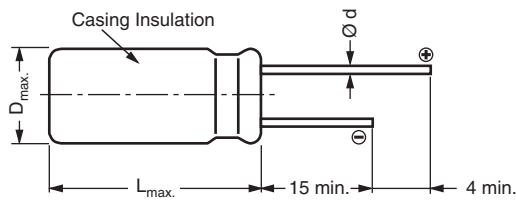
Vishay Roederstein

**RADIAL STYLE: DIMENSIONS** in millimeters

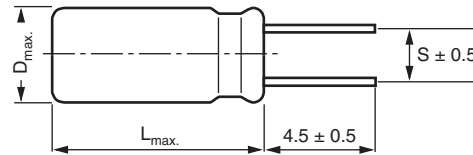


<b>Ø D</b>	<b>5</b>	<b>6.3</b>	<b>8</b>	<b>10</b>	<b>12.5</b>	<b>16</b>	<b>18</b>	<b>22</b>	<b>25</b>
<b>S</b>	2.0	2.5	3.5	5.0	5.0	7.5	7.5	10.0	12.5
<b>Ø d</b>	0.5	0.5	0.6	0.6	0.6	0.8	0.8	1.0	1.0
<b>β</b>	1.5			2.0					
<b>α</b>	0.5							1.0	

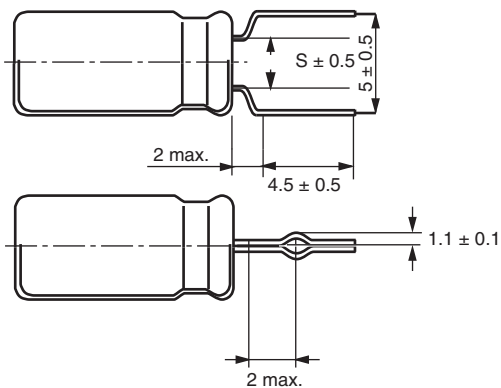
**DIMENSIONS** in millimeters **AND AVAILABLE FORMS**



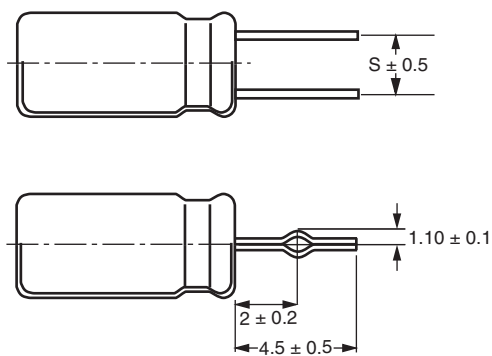
Ø D ≤ 18 long leads MALREKS20...



Ø D ≤ 18 shortened leads MALREKS25...  
(S = 2/2.5/3.5/5/7.5 mm)



Ø D ≤ 8 leads shortened and formed MALREKS29...  
(S = 2.0/2.5/3.5 mm)



10 ≤ Ø D ≤ 18 leads shortened and formed MALREKS26...  
(S = 5/7.5 mm)

**GENERAL NOTE**

- For Standard Packaging Quantity (SPQ) and Minimum Order Quantity (MOQ) please refer to our price list or contact customer service
- For other packaging forms please refer to Vishay Roederstein General Information

EKSU

Vishay Roederstein

Aluminum Capacitors  
Radial Style Non-Polar

ELECTRICAL DATA	
SYMBOL	DESCRIPTION
$U_R$	rated voltage
$C_R$	rated capacitance at 120 Hz
$\tan \delta$	max. dissipation factor at 120 Hz
$R_{ESR}$	max. equivalent series resistance at 120 Hz
$I_R$	rated alternating current (rms) at 120 Hz and upper category temperature

**Note**

Unless otherwise specified, all electrical values at  $T_a = 20\text{ }^\circ\text{C}$ ,  
P = 80 to 120 kPa, RH = 45 to 75 %.

**ORDERING EXAMPLE**

EKSU 470  $\mu\text{F}/25\text{ V}$ ,  $\pm 20\%$ , size: 16 x 25 mm  
Leads: Long  
Ordering code: MALREKS20JG347E00K

Leads: Short  
Ordering code: MALREKS25...

**For  $5 \leq \varnothing D \leq 8\text{ mm}$** 

Leads: Bent open, shortened and formed  
Ordering code: MALREKS29...

**For  $10 \leq \varnothing D \leq 18\text{ mm}$** 

Leads: Shortened and formed  
Ordering code: MALREKS26 ...

ELECTRICAL DATA AND ORDERING INFORMATION							
$U_R$ (V)	$C_R$ 120 Hz ( $\mu\text{F}$ )	DIMENSIONS $\varnothing D \times L$ (mm)	$\tan \delta$ 120 Hz	$R_{ESR}$ 120 Hz ( $\Omega$ )	$I_R$ 120 Hz/105 $^\circ\text{C}$ (mA)	WEIGHT (g)	CATALOG NUMBER (Long Leads)
6.3	33	5 x 11	0.24	9.65	46	0.45	MALREKS20AA233B00K
	68	6.3 x 11	0.24	4.68	76	0.46	MALREKS20BA268B00K
	100	8 x 11.5	0.24	3.18	109	1.10	MALREKS20PB310B00K
	150	10 x 12.5	0.24	2.12	155	1.90	MALREKS20DC315B00K
	220	10 x 12.5	0.24	1.45	188	1.90	MALREKS20DC322B00K
	330	10 x 16	0.24	0.965	252	2.20	MALREKS20DD333B00K
	470	10 x 20	0.24	0.677	328	3.10	MALREKS20DE347B00K
	680	12.5 x 20	0.24	0.468	464	4.00	MALREKS20FE368B00K
	1000	12.5 x 25	0.24	0.318	613	4.40	MALREKS20FG410B00K
	1500	16 x 25	0.26	0.230	800	6.80	MALREKS20JG415B00K
	2200	16 x 35.5	0.28	0.169	1072	11.0	MALREKS20JL422B00K
	3300	18 x 35.5	0.30	0.121	1361	12.3	MALREKS20KL433B00K
	4700	18 x 40	0.32	0.090	1650	12.6	MALREKS20KK447B00K
10	22	5 x 11	0.20	12.1	41	0.45	MALREKS20AA222C00K
	33	6.3 x 11	0.20	8.04	58	0.46	MALREKS20BA233C00K
	47	6.3 x 11	0.20	5.64	69	0.46	MALREKS20BA247C00K
	68	8 x 11.5	0.20	3.90	98	1.10	MALREKS20PB268C00K
	100	10 x 12.5	0.20	2.65	139	1.90	MALREKS20DC310C00K
	150	10 x 16	0.20	1.77	186	2.20	MALREKS20DD315C00K
	220	10 x 20	0.20	1.21	246	3.10	MALREKS20DE322C00K
	470	12.5 x 20	0.20	0.564	422	4.00	MALREKS20FE347C00K
	680	12.5 x 25	0.20	0.390	554	4.40	MALREKS20FG368C00K
	1000	16 x 25	0.20	0.265	745	6.80	MALREKS20JG410C00K
	1500	16 x 35.5	0.22	0.195	999	11.0	MALREKS20JL415C00K
	2200	18 x 35.5	0.24	0.145	1242	12.3	MALREKS20KL422C00K
	3300	18 x 40	0.26	0.104	1534	12.6	MALREKS20KK433C00K
16	15	5 x 11	0.16	14.1	38	0.45	MALREKS20AA215D00K
	22	6.3 x 11	0.16	9.65	53	0.46	MALREKS20BA222D00K
	47	8 x 11.5	0.16	4.52	92	1.10	MALREKS20PB247D00K
	68	10 x 12.5	0.16	3.12	128	1.90	MALREKS20DC268D00K
	100	10 x 16	0.16	2.12	170	2.20	MALREKS20DD310D00K
	150	10 x 20	0.16	1.41	227	3.10	MALREKS20DE315D00K
	330	12.5 x 20	0.16	0.643	396	4.00	MALREKS20FE333D00K
	470	12.5 x 25	0.16	0.452	515	4.40	MALREKS20FG347D00K
	680	16 x 25	0.16	0.312	687	6.80	MALREKS20JG368D00K
	1000	16 x 35.5	0.16	0.212	956	11.0	MALREKS20JL410D00K
	1500	18 x 35.5	0.18	0.159	1184	12.3	MALREKS20KL415D00K
	2200	18 x 40	0.20	0.121	1428	12.6	MALREKS20KK422D00K



Aluminum Capacitors  
Radial Style Non-Polar

Vishay Roederstein

ELECTRICAL DATA AND ORDERING INFORMATION							
$U_R$ (V)	$C_R$ 120 Hz ( $\mu$ F)	DIMENSIONS $\varnothing$ D x L (mm)	$\tan \delta$ 120 Hz	$R_{ESR}$ 120 Hz ( $\Omega$ )	$I_R$ 120 Hz/105 °C (mA)	WEIGHT (g)	CATALOG NUMBER (Long Leads)
25	15	6.3 x 11	0.16	14.1	44	0.46	MALREKS20BA215E00K
	33	8 x 11.5	0.16	6.43	77	1.10	MALREKS20PB233E00K
	68	10 x 16	0.16	3.12	140	2.20	MALREKS20DD268E00K
	220	12.5 x 20	0.16	0.965	323	4.00	MALREKS20FE322E00K
	330	12.5 x 25	0.16	0.643	431	4.40	MALREKS20FG333E00K
	470	16 x 25	0.16	0.452	571	6.80	MALREKS20JG347E00K
	680	16 x 35.5	0.16	0.312	788	11.0	MALREKS20JL368E00K
	1000	18 x 35.5	0.16	0.212	1026	12.3	MALREKS20KL410E00K
	1500	18 x 40	0.18	0.159	1243	12.6	MALREKS20KK415E00K
35	6.8	5 x 11	0.14	27.3	27	0.45	MALREKS20AA168F00K
	22	8 x 11.5	0.14	8.44	67	1.10	MALREKS20PB222F00K
	33	10 x 12.5	0.14	5.63	95	1.90	MALREKS20DC233F00K
	47	10 x 16	0.14	3.95	125	2.20	MALREKS20DD247F00K
	100	10 x 20	0.14	1.86	198	3.10	MALREKS20DE310F00K
	150	12.5 x 20	0.14	1.24	285	4.00	MALREKS20FE315F00K
	220	12.5 x 25	0.14	0.844	376	4.40	MALREKS20FG322F00K
	330	16 x 25	0.14	0.563	511	6.80	MALREKS20JG333F00K
	470	16 x 35.5	0.14	0.395	701	11.0	MALREKS20JL347F00K
	680	18 x 35.5	0.14	0.273	904	12.3	MALREKS20KL368F00K
	1000	18 x 40	0.14	0.186	1151	12.6	MALREKS20KK410F00K
50	10	6.3 x 11	0.12	15.9	41	0.46	MALREKS20BA210H00K
	15	8 x 11.5	0.12	10.6	60	1.10	MALREKS20PB215H00K
	68	10 x 20	0.12	2.34	177	3.10	MALREKS20DE268H00K
	100	12.5 x 20	0.12	1.59	251	4.00	MALREKS20FE310H00K
	150	12.5 x 25	0.12	1.06	336	4.40	MALREKS20FG315H00K
	220	16 x 25	0.12	0.723	451	6.80	MALREKS20JG322H00K
	330	16 x 35.5	0.12	0.482	634	11.0	MALREKS20JL333H00K
	470	18 x 35.5	0.12	0.339	812	12.3	MALREKS20KL347H00K
	680	18 x 40	0.12	0.234	1025	12.6	MALREKS20KK368H00K
63	0.10	5 x 11	0.12	1592	3.9	0.45	MALREKS20AA010J00K
	0.15	5 x 11	0.12	1061	4.8	0.45	MALREKS20AA015J00K
	0.22	5 x 11	0.12	723.5	5.8	0.45	MALREKS20AA022J00K
	0.33	5 x 11	0.12	482.3	7.2	0.45	MALREKS20AA033J00K
	0.47	5 x 11	0.12	338.6	8.5	0.45	MALREKS20AA047J00K
	0.68	5 x 11	0.12	234.1	10	0.45	MALREKS20AA068J00K
	1.0	5 x 11	0.12	159.2	12	0.45	MALREKS20AA110J00K
	1.5	5 x 11	0.12	106.1	15	0.45	MALREKS20AA115J00K
	2.2	5 x 11	0.12	72.3	18	0.45	MALREKS20AA122J00K
	3.3	5 x 11	0.12	48.2	23	0.45	MALREKS20AA133J00K
	4.7	6.3 x 11	0.12	33.9	31	0.46	MALREKS20BA147J00K
	6.8	6.3 x 11	0.12	23.4	37	0.46	MALREKS20BA168J00K
	10	8 x 11.5	0.12	15.9	53	1.10	MALREKS20PB210J00K
	15	10 x 12.5	0.12	10.6	76	1.90	MALREKS20DC215J00K
	22	10 x 16	0.12	7.23	101	2.20	MALREKS20DD222J00K
	33	10 x 16	0.12	4.82	124	2.20	MALREKS20DD233J00K
	47	10 x 20	0.12	3.39	161	3.10	MALREKS20DE247J00K
	68	12.5 x 20	0.12	2.34	227	4.00	MALREKS20FE268J00K
	100	12.5 x 25	0.12	1.59	300	4.40	MALREKS20FG310J00K
	150	16 x 25	0.12	1.06	408	6.80	MALREKS20JG315J00K
	220	16 x 35.5	0.12	0.723	567	11.0	MALREKS20JL322J00K
	330	18 x 35.5	0.12	0.482	745	12.3	MALREKS20KL333J00K
	470	18 x 40	0.12	0.339	933	12.6	MALREKS20KK347J00K

EKSU

Vishay Roederstein

Aluminum Capacitors  
Radial Style Non-Polar

ELECTRICAL DATA AND ORDERING INFORMATION							
$U_R$ (V)	$C_R$ 120 Hz ( $\mu$ F)	DIMENSIONS $\varnothing$ D x L (mm)	$\tan \delta$ 120 Hz	$R_{ESR}$ 120 Hz ( $\Omega$ )	$I_R$ 120 Hz/105 °C (mA)	WEIGHT (g)	CATALOG NUMBER (Long Leads)
100	0.10	5 x 11	0.12	1592	4.2	0.45	MALREKS20AA010L00K
	0.15	5 x 11	0.12	1061	5.1	0.45	MALREKS20AA015L00K
	0.22	5 x 11	0.12	723.5	6.2	0.45	MALREKS20AA022L00K
	0.33	5 x 11	0.12	482.3	7.5	0.45	MALREKS20AA033L00K
	0.47	5 x 11	0.12	338.6	9.2	0.45	MALREKS20AA047L00K
	0.68	5 x 11	0.12	234.1	11	0.45	MALREKS20AA068L00K
	1.0	5 x 11	0.12	159.2	13	0.45	MALREKS20AA110L00K
	1.5	5 x 11	0.12	106.1	16	0.45	MALREKS20AA115L00K
	3.3	6.3 x 11	0.12	48.2	27	0.46	MALREKS20BA133L00K
	6.8	10 x 12.5	0.12	23.4	54	1.90	MALREKS20DC168L00K
	10	10 x 12.5	0.12	15.9	65	1.90	MALREKS20DC210L00K
15	10 x 16	0.12	10.6	88	2.20	MALREKS20DD215L00K	

LOW TEMPERATURE BEHAVIOUR (at 120 Hz)				
IMPEDANCE RATIO $Z(T_2)/Z(T_1)$	RATED VOLTAGE (V)			
$T_2/T_1$	6.3	10	16	25 ~ 100
- 25 °C/+ 20 °C	4	3	2	2
- 40 °C/+ 20 °C	8	6	4	3

ADDITIONAL ELECTRICAL DATA		
PARAMETER	CONDITIONS	VALUE
<b>Current</b>		
Leakage current (Test conditions: $U_R$ , 20 °C)	After 5 minutes at $U_R$	$I_{L5} \leq 0.03 \times C_R \times U_R$ or 3 $\mu$ A (whichever is greater)
<b>Resistance</b>		
Equivalent series resistance (ESR)	Calculated from $\tan \delta_{max}$ .	$ESR = \tan \delta / 2 \pi f C_R$

MULTIPLIER OF RIPPLE CURRENT ( $I_R$ ) AS A FUNCTION OF FREQUENCY			
FREQUENCY (Hz)	$I_R$ MULTIPLIER FOR $U_R \leq 100$ V		
	$C_R \leq 47$ F	$C_R = 68$ to 680 F	$C_R \geq 1000$ F
50	0.75	0.80	0.85
120	1.00	1.00	1.00
300	1.35	1.25	1.10
1000	1.55	1.34	1.13
$\geq 10\ 000$	2.00	1.50	1.15

TEST PROCEDURES AND REQUIREMENTS		
TEST	PROCEDURE (quick reference)	REQUIREMENTS
Load life	$T_{amb} = 105$ °C $U_R$ and $I_R$ applied After 1000 hours Polarity reverse each 250 hours	$\Delta C/C: \pm 20$ % of initial value $I_L \leq$ spec. limit $\tan \delta \leq 2 \times$ spec. limit
Shelf life	No voltage applied After 1000 hours After test: $U_R$ to be applied for 30 minutes 24 to 48 hours before measurement	$\Delta C/C: \pm 20$ % of initial value $I_L \leq$ spec. limit $\tan \delta \leq 2 \times$ spec. limit



## Disclaimer

All product specifications and data are subject to change without notice.

Vishay Intertechnology, Inc., its affiliates, agents, and employees, and all persons acting on its or their behalf (collectively, "Vishay"), disclaim any and all liability for any errors, inaccuracies or incompleteness contained herein or in any other disclosure relating to any product.

Vishay disclaims any and all liability arising out of the use or application of any product described herein or of any information provided herein to the maximum extent permitted by law. The product specifications do not expand or otherwise modify Vishay's terms and conditions of purchase, including but not limited to the warranty expressed therein, which apply to these products.

No license, express or implied, by estoppel or otherwise, to any intellectual property rights is granted by this document or by any conduct of Vishay.

The products shown herein are not designed for use in medical, life-saving, or life-sustaining applications unless otherwise expressly indicated. Customers using or selling Vishay products not expressly indicated for use in such applications do so entirely at their own risk and agree to fully indemnify Vishay for any damages arising or resulting from such use or sale. Please contact authorized Vishay personnel to obtain written terms and conditions regarding products designed for such applications.

Product names and markings noted herein may be trademarks of their respective owners.