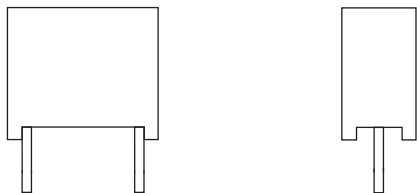




## AC Capacitors (Metallized Polypropylene Film), 400 V<sub>AC</sub>, Radial Type



### FEATURES

- Material categorization:  
for definitions of compliance please see  
[www.vishay.com/doc?99912](http://www.vishay.com/doc?99912)

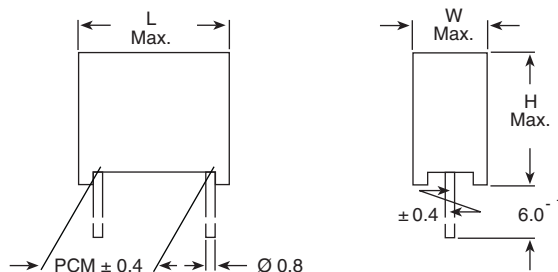


**RoHS**  
COMPLIANT  
HALOGEN  
**FREE**  
**GREEN**  
(5-2008)

### QUICK REFERENCE DATA

Technical data	Please refer to <a href="http://www.vishay.com/doc?26522">www.vishay.com/doc?26522</a>
Terminals	Radial tinned copper (longer leads or insulated leads on request)
Rated AC voltage	400 V <sub>AC</sub> , 50 Hz / 60 Hz
Coating	Plastic case epoxy sealed, flame retardant UL-class 94 V-0
Climatic testing class acc. to EN 60068-1	40/085/56

### DIMENSIONS in millimeters



### ELECTRICAL DATA AND ORDERING CODE

U <sub>RAC</sub>	CAP. (μF)	TOL. J = ± 5 % K = ± 10 % M = ± 20 %	PITCH (mm)	BOX NO.	DIMENSIONS W x H x L (mm) (+ 0.2 mm/- 0.4 mm)	WEIGHT (lead length ≤ 6 mm to 1 mm) (g)	QUANTITY PACKAGE (lead length ≤ 6 mm to 1 mm) (pcs) <sup>(1)</sup>	ORDERING CODE <sup>(2)</sup>
400	0.010	M	10.0	04	6.3 x 11.3 x 12.8	0.9	750	MKP1844-310-4000
	0.015	M	15.0	03	5.3 x 10.3 x 17.8	1.2	1000	MKP1844-315-4000
	0.022	M	15.0	04	6.3 x 11.3 x 17.8	1.7	750	MKP1844-322-4000
	0.033	M	15.0	07	7.3 x 13.3 x 17.8	2.1	450	MKP1844-333-4000
	0.047	M	15.0	08	8.3 x 14.3 x 17.8	2.5	325	MKP1844-347-4000
	0.068	M	22.5	11	7.3 x 15.3 x 26.3	3.5	235	MKP1844-368-4000
	0.10	M	22.5	12	8.3 x 16.3 x 26.3	4.2	200	MKP1844-410-4000
	0.15	K	22.5	13	10.3 x 18.3 x 26.3	5.9	170	MKP1844-415-4000
	0.22	K	27.5	3011	11.0 x 21.0 x 31.0	8.9	125	MKP1844-422-4000
	0.33	K	27.5	15	13.0 x 23.3 x 31.3	11.2	110	MKP1844-433-4000
	0.47	K	27.5	18	14.0 x 24.3 x 31.3	13.2	100	MKP1844-447-4000
0.68	K	37.5	16	14.0 x 24.3 x 41.3	16.2	80	MKP1844-468-4000	
1.0	K	37.5	19	15.5 x 28.3 x 41.3	21.2	70	MKP1844-510-4000	

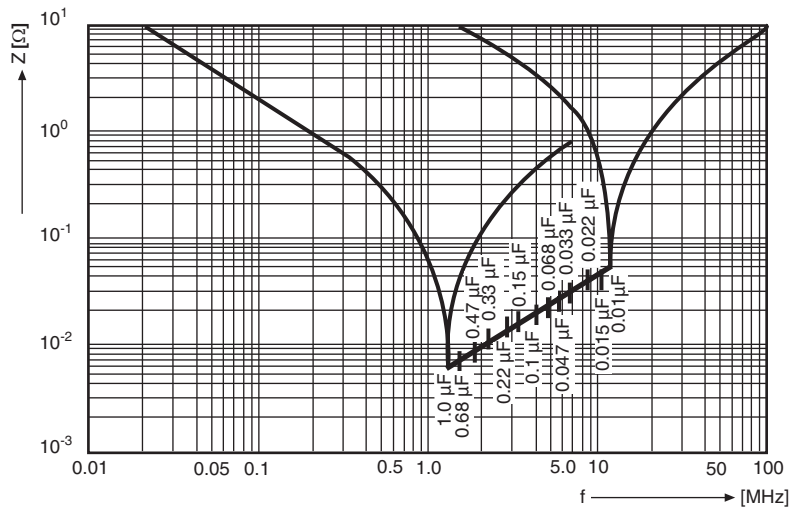
#### Notes

- Further information about packaging quantities with different lead length and/or taped versions see packaging information [www.vishay.com/doc?28139](http://www.vishay.com/doc?28139)
- These capacitors can be delivered on continuous tape and reel - see [www.vishay.com/doc?28139](http://www.vishay.com/doc?28139)  
The ordering code is MKP1844- . . . -4900 at H = 16.5 mm  
MKP1844- . . . -4901 at H = 18.5 mm



**IMPEDANCE (Z) AS A FUNCTION OF FREQUENCY (f) AT T<sub>A</sub> = 20 °C (AVERAGE)**

Measurement with lead length 6 mm





## **Disclaimer**

ALL PRODUCT, PRODUCT SPECIFICATIONS AND DATA ARE SUBJECT TO CHANGE WITHOUT NOTICE TO IMPROVE RELIABILITY, FUNCTION OR DESIGN OR OTHERWISE.

Vishay Intertechnology, Inc., its affiliates, agents, and employees, and all persons acting on its or their behalf (collectively, "Vishay"), disclaim any and all liability for any errors, inaccuracies or incompleteness contained in any datasheet or in any other disclosure relating to any product.

Vishay makes no warranty, representation or guarantee regarding the suitability of the products for any particular purpose or the continuing production of any product. To the maximum extent permitted by applicable law, Vishay disclaims (i) any and all liability arising out of the application or use of any product, (ii) any and all liability, including without limitation special, consequential or incidental damages, and (iii) any and all implied warranties, including warranties of fitness for particular purpose, non-infringement and merchantability.

Statements regarding the suitability of products for certain types of applications are based on Vishay's knowledge of typical requirements that are often placed on Vishay products in generic applications. Such statements are not binding statements about the suitability of products for a particular application. It is the customer's responsibility to validate that a particular product with the properties described in the product specification is suitable for use in a particular application. Parameters provided in datasheets and / or specifications may vary in different applications and performance may vary over time. All operating parameters, including typical parameters, must be validated for each customer application by the customer's technical experts. Product specifications do not expand or otherwise modify Vishay's terms and conditions of purchase, including but not limited to the warranty expressed therein.

Except as expressly indicated in writing, Vishay products are not designed for use in medical, life-saving, or life-sustaining applications or for any other application in which the failure of the Vishay product could result in personal injury or death. Customers using or selling Vishay products not expressly indicated for use in such applications do so at their own risk. Please contact authorized Vishay personnel to obtain written terms and conditions regarding products designed for such applications.

No license, express or implied, by estoppel or otherwise, to any intellectual property rights is granted by this document or by any conduct of Vishay. Product names and markings noted herein may be trademarks of their respective owners.