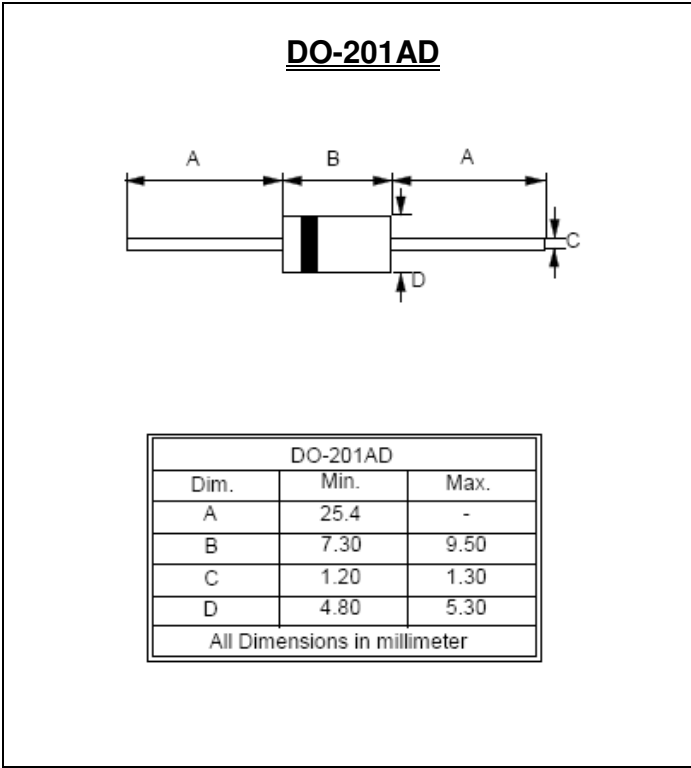


SCHOTTKY BARRIER RECTIFIERS

REVERSE VOLTAGE – 50 to 60 Volts
FORWARD CURRENT – 3.0 Amperes

- FEATURES**
- Metal-Semiconductor junction with guard ring
 - Epitaxial construction
 - Low forward voltage drop
 - High current capability
 - The plastic material carries UL recognition 94V-0
 - For use in low voltage, high frequency inverters, free wheeling, and polarity protection application
 - IEC 61000-4-2, level 4 (ESD), > 15KV (air)
- MECHANICAL DATA**
- Case: JEDEC DO-201AD molded plastic
 - Polarity: Color band denotes cathode
 - Weight: 0.04 ounces, 1.1 grams
 - Mounting position: Any



MAXIMUM RATINGS AND ELECTRICAL CHARACTERISTICS
 Ratings at 25°C ambient temperature unless otherwise specified.

CHARACTERISTICS	SYMBOL	SB350	SB360	UNIT
Maximum Repetitive Peak Reverse Voltage	V_{RRM}	50	60	V
Maximum RMS Voltage	V_{RMS}	35	42	V
Maximum DC Blocking Voltage	VDC	50	60	V
Maximum Average Forward Rectified Current @Tc=115°C	I_{AV}	3.0		A
Peak Forward Surge 8.3ms single half sine-wave superimposed on rated load	I_{FSM}	80		A
Maximum Forward Voltage at 3.0A DC	V_F	0.74		V
Maximum DC Reverse Current @Tj=25°C at Rated DC Blocking Voltage @Tj=100°C	I_R	0.05 20		mA
Typical Thermal Resistance (Note 1)	$R_{\theta JL}$ $R_{\theta JC}$	10 19		°C/W
Typical Junction Capacitance (Note 2)	C_j	250		pF
Operating Junction Temperature Range	Tj	-55 to +150		°C
Storage Temperature Range	TSTG	-55 to +150		°C

Note : (1) Thermal Resistance Junction to Lead and Case.
 (2) Measured at 1.0MHz and applied reverse voltage of 4.0V DC.

FIG.1- FORWARD CURRENT DERATING CURVE

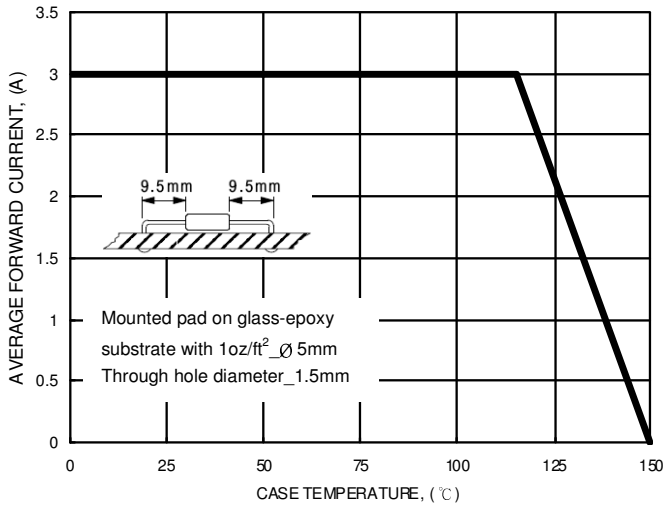


FIG.2- MAXIMUM NON-REPETITIVE SURGE CURRENT

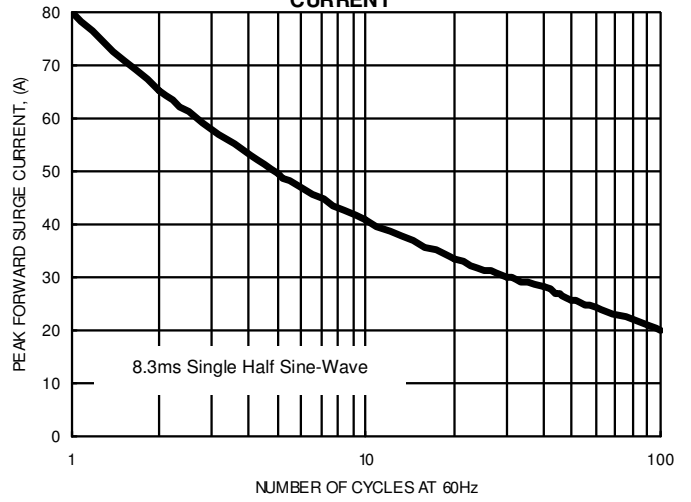


FIG.3- TYPICAL JUNCTION CAPACITANCE

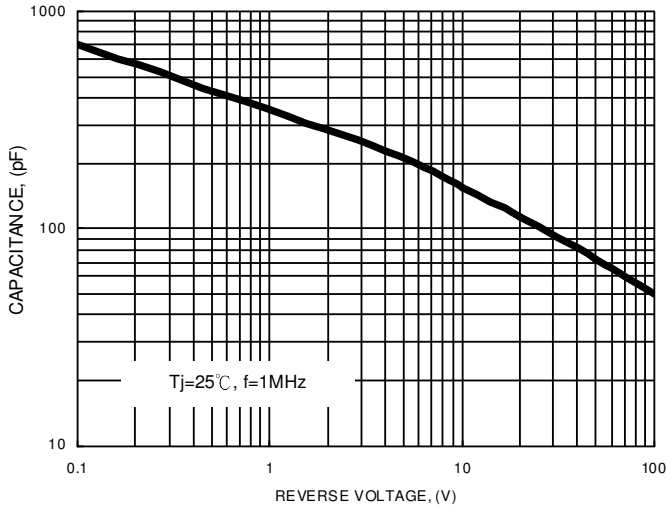


FIG.4- TYPICAL FORWARD CHARACTERISTICS

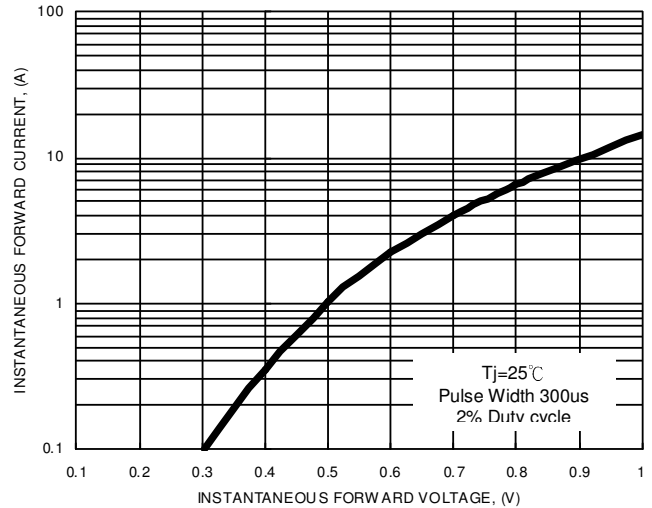


FIG.5- TYPICAL REVERSE CHARACTERISTICS

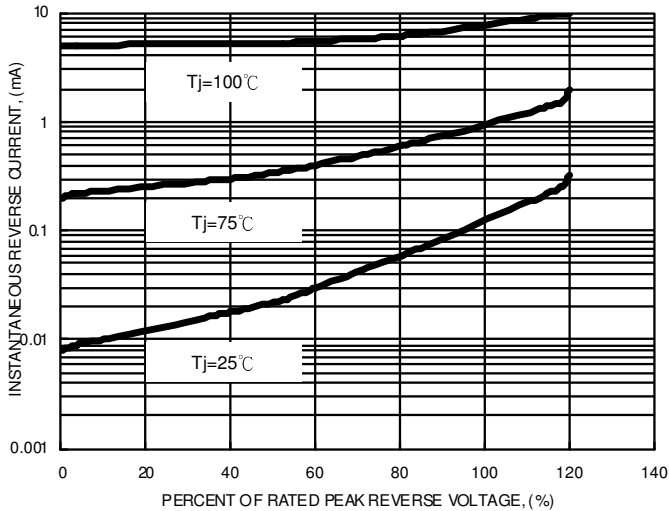
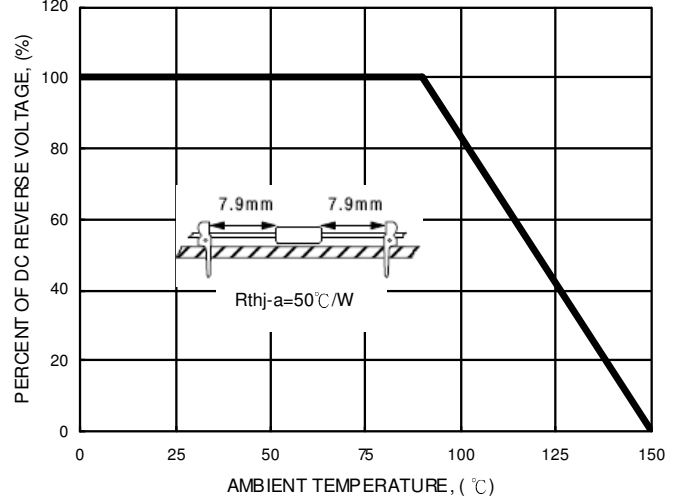


FIG.6- DC REVERSE VOLTAGE DERATING CURVE



Important Notice and Disclaimer

LSC reserves the right to make changes to this document and its products and specifications at any time without notice. Customers should obtain and confirm the latest product information and specifications before final design, purchase or use.

LSC makes no warranty, representation or guarantee regarding the suitability of its products for any particular purpose, nor does LSC assume any liability for application assistance or customer product design. LSC does not warrant or accept any liability with products which are purchased or used for any unintended or unauthorized application.

No license is granted by implication or otherwise under any intellectual property rights of LSC.

LSC products are not authorized for use as critical components in life support devices or systems without express written approval of LSC.