

# SOLID TANTALUM CHIP CAPACITORS

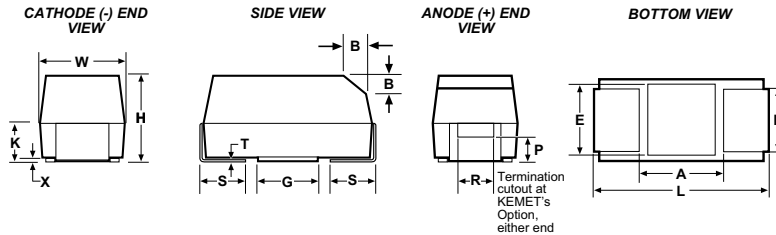
## T491 SERIES - Precision Molded Chip



### FEATURES

- Meets or Exceeds EIA Standard 535BAAC
- Taped and Reeled per EIA 481-1
- Symmetrical, Compliant Terminations
- Optional Gold-plated Terminations
- Laser-marked Case
- 100% Surge current test on C, D, E, U, V, X sizes
- Halogen Free Epoxy
- Capacitance: 0.1  $\mu$ F to 1000  $\mu$ F
- Tolerance:  $\pm 10\%$ ,  $\pm 20\%$
- Voltage: 3-50 VDC
- Extended Range Values
- Low Profile Case Sizes
- RoHS Compliance
- Lead Free Terminations (See www.kemet.com for transition information)

### CAPACITOR OUTLINE DRAWING



### STANDARD T491 DIMENSIONS

Millimeters (inches)

CASE SIZE		COMPONENT													
KEMET	EIA	L*	W*	H*	K* $\pm 0.20$ $\pm (.008)$	F* $\pm 0.1$ $\pm (.004)$	S* $\pm 0.3$ $\pm (.012)$	B $\pm 0.15$ $(Ref) \pm (.006)$	X (Ref)	P (Ref)	R (Ref)	T (Ref)	A (Min)	G (Ref)	E (Ref)
A	3216-18	3.2 $\pm 0.2$ (.126 $\pm .008$ )	1.6 $\pm 0.2$ (.063 $\pm .008$ )	1.6 $\pm 0.2$ (.063 $\pm .008$ )	0.9 (.035)	1.2 (.047)	0.8 (.031)	0.4 (.016)	0.10 $\pm 0.10$ (.004 $\pm .004$ )	0.4 (.016)	0.4 (.016)	0.13 (.005)	0.8 (.031)	1.1 (.043)	1.3 (.051)
B	3528-21	3.5 $\pm 0.2$ (.138 $\pm .008$ )	2.8 $\pm 0.2$ (.110 $\pm .008$ )	1.9 $\pm 0.2$ (.075 $\pm .008$ )	1.1 (.043)	2.2 (.087)	0.8 (.031)	0.4 (.016)	0.10 $\pm 0.10$ (.004 $\pm .004$ )	0.5 (.020)	1.0 (.039)	0.13 (.005)	1.1 (.043)	1.8 (.071)	2.2 (.087)
C	6032-28	6.0 $\pm 0.3$ (.236 $\pm .012$ )	3.2 $\pm 0.3$ (.126 $\pm .012$ )	2.5 $\pm 0.3$ (.098 $\pm .012$ )	1.4 (.055)	2.2 (.087)	1.3 (.051)	0.5 (.020)	0.10 $\pm 0.10$ (.004 $\pm .004$ )	0.9 (.035)	1.0 (.039)	0.13 (.005)	2.5 (.098)	2.8 (.110)	2.4 (.094)
D	7343-31	7.3 $\pm 0.3$ (.287 $\pm .012$ )	4.3 $\pm 0.3$ (.169 $\pm .012$ )	2.8 $\pm 0.3$ (.110 $\pm .012$ )	1.5 (.059)	2.4 (.094)	1.3 (.051)	0.5 (.020)	0.10 $\pm 0.10$ (.004 $\pm .004$ )	0.9 (.035)	1.0 (.039)	0.13 (.005)	3.8 (.150)	3.5 (.138)	3.5 (.138)
X	7343-43	7.3 $\pm 0.3$ (.287 $\pm .012$ )	4.3 $\pm 0.3$ (.169 $\pm .012$ )	4.0 $\pm 0.3$ (.157 $\pm .012$ )	2.3 (.091)	2.4 (.094)	1.3 (.051)	0.5 (.020)	0.10 $\pm 0.10$ (.004 $\pm .004$ )	1.7 (.067)	1.0 (.039)	0.13 (.005)	3.8 (.150)	3.5** (.138)	3.5** (.138)
E	7260-38	7.3 $\pm 0.3$ (.287 $\pm .012$ )	6.0 $\pm 0.3$ (.236 $\pm .012$ )	3.6 $\pm 0.2$ (.142 $\pm .008$ )	2.3 (.091)	4.1 (.161)	1.3 (.051)	0.5 (.020)	0.10 $\pm 0.10$ (.004 $\pm .004$ )	0.9 (.035)	1.0 (.039)	0.13 (.005)	3.8 (.150)	3.5 (.138)	3.5 (.138)

- Notes: 1. Metric dimensions govern.  
 2. (Ref) - Dimensions provided for reference only.  
 \* Mil-C-55365/8 Specified Dimensions  
 \*\* Round Glue Pad: 2.9  $\pm 0.1$ mm (0.114"  $\pm 0.004$ ") in diameter at KEMET's option

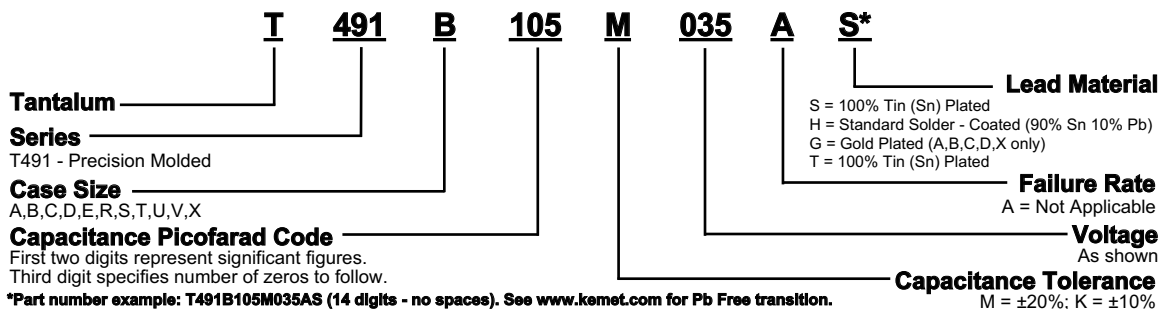
### LOW PROFILE T491 DIMENSIONS

Millimeters (inches)

CASE SIZE		COMPONENT										
KEMET	EIA	L	W	H Max.	K Min.	F $\pm 0.1$	S $\pm 0.3$	X (Ref)	T (Ref)	A (Min)	G (Ref)	E (Ref)
R	2012-12	2.0 $\pm 0.2$ (.079 $\pm .008$ )	1.3 $\pm 0.2$ (.051 $\pm .008$ )	1.2 (.047)	0.3 (.012)	0.9 (.035)	0.5 (.020)	0.05 (.002)	0.13 (.005)	0.8 (.031)	0.5 (.020)	0.8 (.031)
S	3216-12	3.2 $\pm 0.2$ (.126 $\pm .008$ )	1.6 $\pm 0.2$ (.063 $\pm .008$ )	1.2 (.047)	0.3 (.012)	1.2 (.047)	0.8 (.031)	0.05 (.002)	0.13 (.005)	0.8 (.031)	1.1 (.043)	1.3 (.051)
T	3528-12	3.5 $\pm 0.2$ (.138 $\pm .008$ )	2.8 $\pm 0.2$ (.110 $\pm .008$ )	1.2 (.047)	0.3 (.012)	2.2 (.087)	0.8 (.031)	0.05 (.002)	0.13 (.005)	1.1 (.043)	1.8 (.071)	2.2 (.087)
U	6032-15	6.0 $\pm 0.3$ (.236 $\pm .012$ )	3.2 $\pm 0.3$ (.126 $\pm .012$ )	1.5 (.059)	0.5 (.020)	2.2 (.087)	1.3 (.051)	0.05 (.002)	0.13 (.005)	2.5 (.098)	2.8 (.110)	2.4 (.094)
V	7343-20	7.3 $\pm 0.3$ (.287 $\pm .012$ )	4.3 $\pm 0.3$ (.169 $\pm .012$ )	2.0 (.079)	0.9 (.035)	2.4 (.094)	1.3 (.051)	0.05 (.002)	0.13 (.005)	3.8 (.150)	3.5 (.138)	3.5 (.138)

- Notes: 1. Metric dimensions govern.  
 2. (Ref) - Dimensions provided for reference only.  
 3. No dimensions provided for B, P or R because low profile cases do not have a bevel or a notch.

### T491 ORDERING INFORMATION





# SOLID TANTALUM CHIP CAPACITORS

T491 SERIES—Precision Molded Chip

## T491 TANTALUM CHIP CAPACITANCE VALUES

### Case Size by Capacitance and Voltage

#### Standard Capacitance Values

#### Extended Capacitance Values

Capacitance		Rated Voltage @ +85°C								Capacitance		Rated Voltage @ +85°C									
μF	Code	4	6	10	16	20	25	35	50	μF	Code	3	4	6	10	16	20	25	35	50	
0.10	104							A	A	0.10	104										
0.15	154							A	B	0.15	154										A
0.22	224							A	B	0.22	224										
0.33	334						A	A	B	0.33	334										
0.47	474						A	A/B	C	0.47	474										B
0.68	684					A	A	B	C	0.68	684									A	B
1.0	105				A	S/A	B	B	C	1.0	105						R	A	A	V	
1.5	155			A	A	S/A	B	B/C	D	1.5	155							A		C	
2.2	225		A	A	S/A	A/B	B/C	C	D	2.2	225			R		R				B	C
3.3	335	A	A	S/A	A/B	B/T	C	C	D	3.3	335				R		A	B	B		
4.7	475	A	S/A	A/B	AB/T	B/C	C	C/D	D	4.7	475				R/S		A	B			
6.8	685	S/A	A/B	AB/T	B/C	C/U	C	D	X	6.8	685			R/S	S	A	B	B	C	D	
10.0	106	A/B	AB/T	B/C	B/CU	C/U	D	D		10.0	106		R/S	R/S	ST/A	T/A	B	C	C/V	X	
15.0	156	AB/T	B/C	B/CU	C/U	D	D	X		15.0	156		S	ST/A	T/A	B	C	C	D	X	
22.0	226	B/C	B/CU	C/U	C/D	D/V	D	X		22.0	226			ST/A	T/A	T/AB	U/B	C	C/V	D	
33.0	336	B/CU	C/U	CD/V	D	D	X			33.0	336	A	T/A	T/AB	U/B	U/C	C/V	D	X		
47.0	476	C/U	C/D	D/V	D/V					47.0	476		T/AB	U/B/A	U/B/C	C	D	D/X	X		
68.0	686	C/D	D	D/V		X				68.0	686			U/B/A	U/B/C	U/C	V/D	D	X		
100.0	107	D	D/V	D	X					100.0	107		TU B/C/A	B/U/C	V/C	V/D	X				
150.0	157	D/V	D	X						150.0	157		B/C	V/C	VCD	D/X					
220.0	227		X							220.0	227		V	C/V/D	D/X						
330.0	337									330.0	337		VCD	D/X	D/X						
470.0	477									470.0	477		D/X	D/X	E						
680.0	687									680.0	687		D/X	E							
1000.0	108									1000.0	108		X/E								

Note that standard values are preferred. Extended values are available for use where size constraints exist. Note that standard values demonstrate inherently lower failure rates than extended values, especially in low impedance applications.

# SOLID TANTALUM CHIP CAPACITORS

T491 SERIES - Precision Molded Chip



## T491 RATINGS & PART NUMBER REFERENCE

Capacitance μF	Case Size	KEMET Part Number	DC Leakage μA @ 25°C Max	DF % @ +25°C 120 Hz Max	ESR Ω @ +25°C 100 kHz Max	Capacitance μF	Case Size	KEMET Part Number	DC Leakage μA @ 25°C Max	DF % @ +25°C 120 Hz Max	ESR Ω @ +25°C 100 kHz Max
<b>3 Volt Rating at +85°C (2 Volt Rating at +125°C)</b>						<b>**6 Volt Rating at +85°C (4 Volt Rating at +125°C) (cont.)</b>					
#33.0	*A	T491A336(1)003AS	1.0	6.0	4.0	22.0	C	T491C226(1)006AS	1.4	6.0	1.8
<b>4 Volt Rating at +85°C (2.7 Volt Rating at +125°C)</b>						22.0	U	T491U226(1)006AS	1.4	6.0	1.8
3.3	A	T491A335(1)004AS	0.5	6.0	8.0	22.0	B	T491B226(1)006AS	1.4	6.0	3.5
4.7	A	T491A475(1)004AS	0.5	6.0	8.0	#22.0	*A	T491A226(1)006AS	1.4	6.0	4.0
6.8	A	T491A685(1)004AS	0.5	6.0	6.0	#22.0	*T	T491T226M006AS	1.4	8.0	5.0
6.8	S	T491S685(1)004AS	0.5	6.0	15.0	33.0	C	T491C336(1)006AS	2.0	6.0	1.8
10.0	B	T491B106(1)004AS	0.5	6.0	3.5	33.0	U	T491U336(1)006AS	2.0	6.0	1.8
10.0	A	T491A106(1)004AS	0.5	6.0	6.0	#33.0	*B	T491B336(1)006AS	2.0	6.0	3.0
#10.0	*S	T491S106(1)004AS	0.5	6.0	15.0	#33.0	*A	T491A336(1)006AS	2.0	12.0	2.5
#10.0	*R	T491R106M004AS	0.5	8.0	10.0	#33.0	*T	T491T336M006AS	2.0	12.0	6.0
15.0	B	T491B156(1)004AS	0.6	6.0	3.5	47.0	D	T491D476(1)006AS	2.9	6.0	0.8
15.0	A	T491A156(1)004AS	0.6	6.0	4.0	47.0	C	T491C476(1)006AS	2.9	6.0	1.6
15.0	T	T491T156(1)004AS	0.6	6.0	5.0	#47.0	*U	T491U476(1)006AS	2.9	6.0	1.8
#15.0	*S	T491S156M004AS	0.6	10.0	15.0	#47.0	*B	T491B476(1)006AS	2.9	6.0	3.5
22.0	C	T491C226(1)004AS	0.9	6.0	1.8	†47.0	*A	T491A476M006AS	3.0	12.0	3.5
22.0	B	T491B226(1)004AS	0.9	6.0	3.5	68.0	D	T491D686(1)006AS	4.1	6.0	0.8
#22.0	*A	T491A226(1)004AS	0.9	6.0	4.0	#68.0	*C	T491C686(1)006AS	4.1	6.0	1.2
#22.0	*T	T491T226(1)004AS	0.9	6.0	5.0	#68.0	*U	T491U686(1)006AS	4.1	10.0	1.8
22.0	*S	T491S226M004AS	0.9	10.0	10.0	#68.0	*B	T491B686(1)006AS	4.1	8.0	1.0
33.0	C	T491C336(1)004AS	1.3	6.0	1.8	100.0	D	T491D107(1)006AS	6.0	8.0	0.8
33.0	U	T491U336(1)004AS	1.3	6.0	1.8	100.0	V	T491V107(1)006AS	6.0	8.0	0.7
33.0	B	T491B336(1)004AS	1.3	6.0	3.5	#100.0	*C	T491C107(1)006AS	6.0	8.0	1.2
#33.0	*A	T491A336(1)004AS	1.3	6.0	4.0	#100.0	*U	T491U107M006AS	6.0	10.0	1.8
#33.0	*T	T491T336M004AS	1.3	8.0	5.0	#100.0	*B	T491B107M006AS	6.3	15.0	3.0
47.0	C	T491C476(1)004AS	1.9	6.0	1.8	150.0	D	T491D157(1)006AS	9.0	8.0	0.7
47.0	U	T491U476(1)004AS	1.9	6.0	1.8	#150.0	*C	T491C157M006AS	9.0	8.0	1.2
#47.0	*B	T491B476(1)004AS	1.9	6.0	3.0	#150.0	*V	T491V157(1)006AS	9.0	8.0	0.7
#47.0	*A	T491A476M004AS	1.9	12.0	2.5	220.0	X	T491X227(1)006AS	13.2	8.0	0.7
#47.0	*T	T491T476M004AS	1.9	12.0	6.0	#220.0	*D	T491D227(1)006AS	13.2	8.0	0.7
68.0	D	T491D686(1)004AS	2.7	6.0	0.8	#220.0	*C	T491C227M006AS	13.2	10.0	1.2
68.0	C	T491C686(1)004AS	2.7	6.0	1.6	#220.0	*V	T491V227M006AS	13.2	12.0	0.7
#68.0	*U	T491U686(1)004AS	2.7	6.0	1.8	330.0	*X	T491X337(1)006AS	19.8	8.0	0.5
#68.0	*B	T491B686(1)004AS	2.7	6.0	3.5	330.0	*D	T491D337(1)006AS	19.8	8.0	0.5
#68.0	*A	T491A686(1)004AS	2.8	30.0	4.0	470.0	*X	T491X477(1)006AS	28.2	10.0	0.5
100.0	D	T491D107(1)004AS	4.0	8.0	0.8	470.0	*D	T491D477M006AS	28.2	12.0	0.5
#100.0	*C	T491C107(1)004AS	4.0	8.0	1.2	680.0	*E	T491E687M006AS	40.8	12.0	0.5
#100.0	*U	T491U107(1)004AS	4.0	10.0	1.8	<b>10 Volt Rating at +85°C (7 Volt Rating at +125°C)</b>					
#100.0	*B	T491B107M004AS	4.0	8.0	1.0	1.5	A	T491A155(1)010AS	0.5	6.0	8.0
†100.0	*A	T491A107M004AS	4.0	30.0	4.0	2.2	A	T491A225(1)010AS	0.5	6.0	8.0
†100.0	*T	T491T107M004AT	4.0	30.0	5.0	3.3	A	T491A335(1)010AS	0.5	6.0	6.0
150.0	D	T491D157(1)004AS	6.0	8.0	0.8	3.3	S	T491S335(1)010AS	0.5	6.0	15.0
150.0	V	T491V157(1)004AS	6.0	8.0	0.7	#3.3	*R	T491R335(1)010AS	0.3	8.0	15.0
#150.0	*C	T491C157(1)004AS	6.0	8.0	1.2	4.7	B	T491B475(1)010AS	0.5	15.0	3.5
†150.0	*B	T491B157M004AS	6.0	12.0	2.0	4.7	A	T491A475(1)010AS	0.5	6.0	6.0
#220.0	*V	T491V227(1)004AS	8.8	8.0	0.7	#4.7	*S	T491S475(1)010AS	0.5	6.0	15.0
330.0	*D	T491D337(1)004AS	13.2	8.0	0.7	#4.7	*R	T491R475M010AS	0.5	8.0	10.0
†330.0	*V	T491V337(1)004AS	13.2	12.0	0.7	6.8	B	T491B685(1)010AS	0.7	6.0	3.5
#330.0	*C	T491C337(1)004AS	13.2	10.0	1.2	6.8	A	T491A685(1)010AS	0.7	6.0	6.0
#470.0	*X	T491X477(1)004AS	18.8	8.0	0.5	6.8	T	T491T685(1)010AS	0.7	6.0	5.0
#470.0	*D	T491D477(1)004AS	18.8	8.0	0.8	#6.8	*S	T491S685M010AS	0.7	10.0	15.0
#680.0	*X	T491X687M004AS	27.2	12.0	0.5	10.0	C	T491C106(1)010AS	1.0	6.0	1.8
#680.0	*D	T491D687M004AS	27.2	12.0	0.5	10.0	B	T491B106(1)010AS	1.0	6.0	3.5
#1000.0	*X	T491X108(1)004AS	40.0	12.0	0.5	#10.0	*A	T491A106(1)010AS	1.0	6.0	4.0
#1000.0	*E	T491E108M004AS	40.0	15.0	0.2	#10.0	*T	T491T106(1)010AS	1.0	6.0	5.0
<b>**6 Volt Rating at +85°C (4 Volt Rating at +125°C)</b>						#10.0	*S	T491S106M010AS	1.0	10.0	15.0
2.2	A	T491A225(1)006AS	0.5	6.0	8.0	15.0	C	T491C156(1)010AS	1.5	6.0	1.8
#2.2	R	T491R225(1)006AS	0.5	6.0	25.0	15.0	U	T491U156(1)010AS	1.5	6.0	1.8
3.3	A	T491A335(1)006AS	0.5	6.0	8.0	15.0	B	T491B156(1)010AS	1.5	6.0	3.5
4.7	A	T491A475(1)006AS	0.5	6.0	6.0	#15.0	*A	T491A156(1)010AS	1.5	8.0	6.0
4.7	S	T491S475(1)006AS	0.5	6.0	15.0	#15.0	*T	T491T156M010AS	1.5	8.0	5.0
6.8	B	T491B685(1)006AS	0.5	6.0	3.5	22.0	C	T491C226(1)010AS	2.2	6.0	1.8
6.8	A	T491A685(1)006AS	0.5	6.0	6.0	22.0	U	T491U226(1)010AS	2.2	6.0	1.8
#6.8	*S	T491S685(1)006AS	0.5	6.0	15.0	#22.0	*B	T491B226(1)010AS	2.2	6.0	3.0
#6.8	*R	T491R685(1)006AS	0.5	8.0	15.0	#22.0	*A	T491A226M010AS	2.2	10.0	6.0
10.0	B	T491B106(1)006AS	0.6	6.0	3.5	#22.0	*T	T491T226M010AS	2.2	12.0	8.0
10.0	A	T491A106(1)006AS	0.6	6.0	4.0	*Extended Values					
10.0	T	T491T106(1)006AS	0.6	6.0	5.0	**6 Volt product equivalent to 6.3 volt product.					
#10.0	*S	T491S106M006AS	0.6	10.0	15.0	#Maximum Capacitance Change @ 125°C = +15%.					
#10.0	*R	T491R106(1)006AS	0.6	8.0	10.0	†Maximum Capacitance Change @ 125°C = +20%.					
15.0	C	T491C156(1)006AS	0.9	6.0	1.8	(1) To complete KEMET Part Number, insert M for ±20% tolerance or K for ±10% tolerance.					
15.0	B	T491B156(1)006AS	0.9	6.0	3.5	<b>Higher voltage ratings and tighter capacitance tolerance product may be substituted within the same size at KEMET's option. Voltage substitutions will be marked with the higher voltage rating.</b>					
#15.0	*A	T491A156(1)006AS	0.9	6.0	4.0	<b>Note: Refer to T491 Ordering Information on page 15 for lead termination options.</b>					
#15.0	*T	T491T156(1)006AS	0.9	6.0	5.0						
#15.0	*S	T491S156M006AS	0.9	15.0	10.0						

Solid Tantalum Surface Mount

### T491 RATINGS & PART NUMBER REFERENCE

Capacitance μF	Case Size	KEMET Part Number	DC Leakage μA @ 25°C Max	DF % @ +25°C 120 Hz Max	ESR Ω @ +25°C 100 kHz Max
<b>10 Volt Rating at +85°C (7 Volt Rating at +125°C)</b>					
33.0	D	T491D336(1)010AS	3.3	6.0	0.8
33.0	V	T491V336(1)010AS	3.3	6.0	0.7
33.0	C	T491C336(1)010AS	3.3	6.0	1.6
#33.0	*U	T491U336(1)010AS	3.3	6.0	1.8
#33.0	*B	T491B336(1)010AS	3.3	6.0	3.5
47.0	D	T491D476(1)010AS	4.7	6.0	0.8
47.0	V	T491V476(1)010AS	4.7	6.0	0.7
#47.0	*C	T491C476(1)010AS	4.7	6.0	1.2
#47.0	*U	T491U476(1)010AS	4.7	10.0	2.2
#47.0	*B	T491B476M010AS	4.7	8.0	1.0
68.0	D	T491D686(1)010AS	6.8	6.0	0.8
68.0	V	T491V686(1)010AS	6.8	6.0	0.7
#68.0	*C	T491C686(1)010AS	6.8	6.0	1.2
#68.0	*U	T491U686M010AS	6.8	10.0	1.8
#68.0	*B	T491B686M010AS	6.8	10.0	3.0
100.0	D	T491D107(1)010AS	10.0	8.0	0.7
#100.0	*C	T491C107(1)010AS	10.0	8.0	1.2
#100.0	*V	T491V107(1)010AS	10.0	8.0	0.7
150.0	X	T491X157(1)010AS	15.0	8.0	0.7
#150.0	*D	T491D157(1)010AS	15.0	8.0	0.7
#150.0	*C	T491C157(1)010AS	15.0	10.0	1.2
#150.0	*V	T491V157M010AS	15.0	8.0	0.7
#220.0	*X	T491X227(1)010AS	22.0	8.0	0.5
#220.0	*D	T491D227(1)010AS	22.0	8.0	0.5
#220.0	*V	T491V227(1)010AS	22.0	12.0	0.7
#330.0	*D	T491D337M010AS	33.0	10.0	0.5
#330.0	*X	T491X337(1)010AS	33.0	10.0	0.5
#470.0	*E	T491E477M010AS	47.0	12.0	0.5
<b>16 Volt Rating at +85°C (10 Volt Rating at +125°C)</b>					
1.0	A	T491A105(1)016AS	0.5	4.0	10.0
1.5	A	T491A155(1)016AS	0.5	6.0	8.0
2.2	A	T491A225(1)016AS	0.5	6.0	6.0
2.2	*S	T491S225(1)016AS	0.5	6.0	15.0
#2.2	*R	T491R225(1)016AS	0.5	8.0	25.0
3.3	B	T491B335(1)016AS	0.5	6.0	3.5
3.3	A	T491A335(1)016AS	0.5	6.0	6.0
4.7	B	T491B475(1)016AS	0.8	6.0	3.5
4.7	A	T491A475(1)016AS	0.8	6.0	6.0
4.7	T	T491T475(1)016AS	0.8	6.0	5.0
6.8	C	T491C685(1)016AS	1.1	6.0	1.9
6.8	B	T491B685(1)016AS	1.1	6.0	3.5
#6.8	*A	T491A685(1)016AS	1.1	6.0	7.0
10.0	C	T491C106(1)016AS	1.6	6.0	1.8
10.0	U	T491U106(1)016AS	1.6	6.0	1.8
10.0	B	T491B106(1)016AS	1.6	6.0	3.5
#10.0	*A	T491A106(1)016AS	1.6	10.0	7.0
#10.0	*T	T491T106M016AS	1.6	8.0	8.0
15.0	C	T491C156(1)016AS	2.4	6.0	1.8
15.0	U	T491U156(1)016AS	2.4	6.0	1.8
#15.0	*B	T491B156(1)016AS	2.4	6.0	3.0
22.0	D	T491D226(1)016AS	3.6	6.0	0.8
22.0	C	T491C226(1)016AS	3.6	6.0	1.6
#22.0	*U	T491U226(1)016AS	3.6	10.0	3.0
#22.0	*B	T491B226(1)016AS	3.6	6.0	2.2
33.0	D	T491D336(1)016AS	5.3	6.0	0.8
#33.0	*C	T491C336(1)016AS	5.3	6.0	1.2
#33.0	*U	T491U336(1)016AS	5.3	12.0	3.0
47.0	D	T491D476(1)016AS	7.5	6.0	0.8
47.0	V	T491V476(1)016AS	7.5	6.0	0.7
#47.0	*C	T491C476(1)016AS	7.5	6.0	1.2
68.0	*V	T491V686(1)016AS	10.9	6.0	0.7
68.0	*D	T491D686(1)016AS	10.9	6.0	0.7
100.0	X	T491X107(1)016AS	16.0	8.0	0.7
†100.0	*V	T491V107(1)016AS	16.0	12.0	0.7
#100.0	*D	T491D107(1)016AS	16.0	8.0	0.7
#150.0	*X	T491X157(1)016AS	24.0	8.0	0.5
#150.0	*D	T491D157(1)016AS	24.0	12.0	0.7

Capacitance μF	Case Size	KEMET Part Number	DC Leakage μA @ 25°C Max	DF % @ +25°C 120 Hz Max	ESR Ω @ +25°C 100 kHz Max
<b>20 Volt Rating at +85°C (13 Volt Rating at +125°C)</b>					
1.0	A	T491A684(1)020AS	0.5	4.0	12.0
1.0	A	T491A105(1)020AS	0.5	4.0	10.0
1.0	S	T491S105(1)020AS	0.5	6.0	18.0
#1.0	R	T491R105M020AS	0.5	6.0	20.0
1.5	A	T491A155(1)020AS	0.5	6.0	8.0
1.5	S	T491S155(1)020AS	0.5	6.0	15.0
2.2	B	T491B225(1)020AS	0.5	6.0	3.5
2.2	A	T491A225(1)020AS	0.5	6.0	7.0
3.3	B	T491B335(1)020AS	0.7	6.0	3.5
#3.3	*A	T491A335(1)020AS	0.7	6.0	7.0
3.3	*T	T491T335(1)020AS	0.7	6.0	5.0
4.7	C	T491C475(1)020AS	1.0	6.0	2.4
4.7	B	T491B475(1)020AS	1.0	6.0	3.5
#4.7	*A	T491A475(1)020AS	1.0	8.0	6.0
6.8	C	T491C685(1)020AS	1.4	6.0	1.9
6.8	U	T491U685(1)020AS	1.4	6.0	1.9
#6.8	*B	T491B685(1)020AS	1.4	6.0	3.5
10.0	C	T491C106(1)020AS	2.0	6.0	1.8
10.0	U	T491U106(1)020AS	2.0	6.0	1.8
#10.0	*B	T491B106(1)020AS	2.0	6.0	3.0
15.0	D	T491D156(1)020AS	3.0	6.0	1.0
15.0	*C	T491C156(1)020AS	3.0	6.0	1.7
22.0	D	T491D226(1)020AS	4.4	6.0	0.8
22.0	V	T491V226(1)020AS	4.4	6.0	0.7
#22.0	*C	T491C226(1)020AS	4.4	6.0	1.2
33.0	D	T491D336(1)020AS	6.6	6.0	0.8
#33.0	*C	T491C336M020AS	6.6	6.0	1.2
‡33.0	*V	T491V336(1)020AS	6.6	8.0	0.7
47.0	*D	T491D476(1)020AS	9.4	6.0	0.7
68.0	X	T491X686(1)020AS	13.6	6.0	0.7
#68.0	*D	T491D686(1)020AS	13.6	8.0	0.7
#100.0	*X	T491X107(1)020AS	20.0	8.0	0.5
<b>25 Volt Rating at +85°C (17 Volt Rating at +125°C)</b>					
0.33	A	T491A334(1)025AS	0.5	4.0	15.0
0.47	A	T491A474(1)025AS	0.5	4.0	14.0
0.68	A	T491A684(1)025AS	0.5	4.0	10.0
1.0	B	T491B105(1)025AS	0.5	4.0	5.0
1.0	*A	T491A105(1)025AS	0.5	4.0	8.0
1.5	B	T491B155(1)025AS	0.5	6.0	5.0
1.5	*A	T491A155(1)025AS	0.5	6.0	10.0
2.2	C	T491C225(1)025AS	0.6	6.0	3.5
2.2	B	T491B225(1)025AS	0.6	6.0	4.5
3.3	C	T491C335(1)025AS	0.9	6.0	2.5
3.3	*B	T491B335(1)025AS	0.9	6.0	3.5
4.7	C	T491C475(1)025AS	1.2	6.0	2.4
#4.7	*B	T491B475(1)025AS	1.2	6.0	1.5
6.8	C	T491C685(1)025AS	1.7	6.0	1.9
6.8	B	T491B685(1)025AS	1.7	8.0	3.0
10.0	D	T491D106(1)025AS	2.5	6.0	1.0
10.0	*C	T491C106(1)025AS	2.5	6.0	1.5
15.0	D	T491D156(1)025AS	3.8	6.0	1.0
#15.0	*C	T491C156(1)025AS	3.8	6.0	1.5
22.0	D	T491D226(1)025AS	5.5	6.0	0.8
22.0	*C	T491C226(1)025AS	5.5	8.0	1.5
22.0	*V	T491V226(1)025AS	5.5	6.0	0.7
33.0	X	T491X336(1)025AS	8.3	6.0	0.7
#33.0	*D	T491D336(1)025AS	8.3	6.0	0.7
#47.0	*X	T491X476(1)025AS	11.8	6.0	0.7
†47.0	*D	T491D476(1)025AS	11.8	10.0	0.7
†68.0	*X	T491X686M025AS	17.0	8.0	0.7

\*Extended Values

\*\*6 Volt product equivalent to 6.3 volt product.

#Maximum Capacitance Change @ 125°C=+15%.

†Maximum Capacitance Change @ 125°C=+20%.

(1) To complete KEMET Part Number, insert M for ±20% tolerance or K for ±10% tolerance.

**Higher voltage ratings and tighter capacitance tolerance product may be substituted within the same size at KEMET's option. Voltage substitutions will be marked with the higher voltage rating.**

**Note: Refer to T491 Ordering Information on page 15 for lead termination options.**

### T491 RATINGS & PART NUMBER REFERENCE

Capacitance μF	Case Size	KEMET Part Number	DC Leakage μA @ 25°C Max	DF % @ +25°C 120 Hz Max	ESR Ω @ +25°C 100 kHz Max
<b>35 Volt Rating at +85°C (23 Volt Rating at +125°C)</b>					
0.10	A	T491A104(1)035AS	0.5	4.0	20.0
0.15	A	T491A154(1)035AS	0.5	4.0	19.0
0.22	A	T491A224(1)035AS	0.5	4.0	18.0
0.33	A	T491A334(1)035AS	0.5	4.0	15.0
0.47	B	T491B474(1)035AS	0.5	4.0	8.0
0.47	A	T491A474(1)035AS	0.5	4.0	14.0
0.68	B	T491B684(1)035AS	0.5	4.0	6.5
0.68	*A	T491A684(1)035AS	0.5	4.0	10.0
1.0	B	T491B105(1)035AS	0.5	4.0	5.0
1.0	*A	T491A105(1)035AS	0.5	4.0	10.0
1.5	C	T491C155(1)035AS	0.5	6.0	4.5
1.5	B	T491B155(1)035AS	0.5	6.0	5.0
2.2	C	T491C225(1)035AS	0.8	6.0	3.5
2.2	*B	T491B225(1)035AS	0.8	6.0	4.0
3.3	C	T491C335(1)035AS	1.2	6.0	2.5
#3.3	*B	T491B335(1)035AS	1.2	6.0	3.5
4.7	D	T491D475(1)035AS	1.7	6.0	1.5
4.7	C	T491C475(1)035AS	1.7	6.0	2.5
6.8	D	T491D685(1)035AS	2.4	6.0	1.3
6.8	*C	T491C685(1)035AS	2.4	6.0	2.0
10.0	D	T491D106(1)035AS	3.5	6.0	1.0
#10.0	*C	T491C106(1)035AS	3.5	6.0	2.0
#10.0	*V	T491V106(1)035AS	3.5	6.0	2.0
15.0	X	T491X156(1)035AS	5.3	6.0	0.9
15.0	*D	T491D156(1)035AS	5.3	6.0	0.8
22.0	X	T491X226(1)035AS	7.7	6.0	0.7
#22.0	*D	T491D226(1)035AS	7.7	6.0	0.7
#33.0	*X	T491X336(1)035AS	11.6	6.0	0.6
†47.0	*X	T491X476(1)035AS	16.5	8.0	0.6
#47.0	*E	T491E476(1)035AS	16.5	10.0	0.5
<b>50 Volt Rating at +85°C (33 Volt Rating at +125°C)</b>					
0.10	A	T491A104(1)050AS	0.5	4.0	20.0
0.15	B	T491B154(1)050AS	0.5	4.0	16.0
0.15	*A	T491A154(1)050AS	0.5	4.0	19.0
0.22	B	T491B224(1)050AS	0.5	4.0	14.0
0.33	B	T491B334(1)050AS	0.5	4.0	10.0
0.47	C	T491C474(1)050AS	0.5	4.0	8.0
0.47	*B	T491B474(1)050AS	0.5	4.0	9.0
0.68	C	T491C684(1)050AS	0.5	4.0	7.0
0.68	*B	T491B684(1)050AS	0.5	4.0	8.0
1.0	C	T491C105(1)050AS	0.5	4.0	5.5
1.0	*V	T491V105M050AS	0.5	4.0	6.0

Capacitance μF	Case Size	KEMET Part Number	DC Leakage μA @ 25°C Max	DF % @ +25°C 120 Hz Max	ESR Ω @ +25°C 100 kHz Max
<b>50 Volt Rating at +85°C (33 Volt Rating at +125°C) (cont.)</b>					
2.2	D	T491D225(1)050AS	1.1	6.0	2.5
2.2	*C	T491C225(1)050AS	1.1	6.0	3.5
3.3	D	T491D335(1)050AS	1.7	6.0	2.0
4.7	D	T491D475(1)050AS	2.4	6.0	1.5
6.8	X	T491X685(1)050AS	3.5	6.0	1.0
#6.8	*D	T491D685M050AS	3.4	6.0	1.0
#10.0	*X	T491X106M050AS	5.0	6.0	0.7
†15.0	*X	T491X156(1)050AS	7.5	8.0	0.7

\*Extended Values  
 \*\*6 Volt product equivalent to 6.3 volt product.  
 #Maximum Capacitance Change @ 125°C=+15%.  
 †Maximum Capacitance Change @ 125°C=+20%.

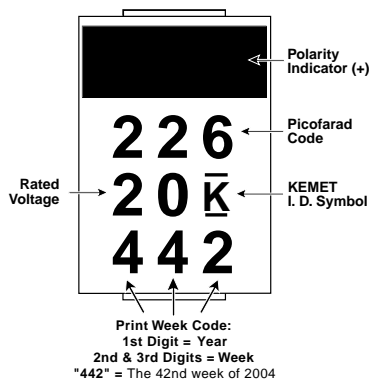
(1) To complete KEMET Part Number, insert M for ±20% tolerance or K for ±10% tolerance.  
**Higher voltage ratings and tighter capacitance tolerance product may be substituted within the same size at KEMET's option. Voltage substitutions will be marked with the higher voltage rating.**

Note: Refer to T491 Ordering Information on page 15 for lead termination options.

Solid Tantalum Surface Mount

### CAPACITOR MARKINGS

#### T491 Series — All Case Sizes



### CONSTRUCTION

