

SMD / SMT Inductors (Coils)

SLF12565T-150M4R2-H

RoHS Reach Pb Free

Applications	Automotive Grade
Feature	AEC-Q200
	Wire Wound
	Magnetic Shield
	Ferrite Core
Series Type	SLF-H
Status	Production
Brand	TDK



Size	
Length(L)	12.50mm ±0.30mm
Width(W)	12.50mm ±0.30mm
Thickness Height	6.50mm ±0.35mm
Recommended Land Pattern (A)	2.60mm Nom.
Recommended Land Pattern (B)	8.50mm Nom.
Recommended Land Pattern (C)	3.20mm Nom.

Electrical Characteristics	
Inductance	15µH ±20% at 1kHz
Rated Current (L Change) [Typ.]	
Rated Current (L Change) [Max.]	4.2A (10% Down)
Rated Current (Temperature Rise) [Typ.]	4.4A (40°C Rise)
Rated Current (Temperature Rise) [Max.]	
DC Resistance [Typ.]	23.7mΩ
DC Resistance [Max.]	28.44mΩ
Self Resonant Frequency [Min.]	
Self Resonant Frequency [Typ.]	
Q [Min.]	
Q [Typ.]	

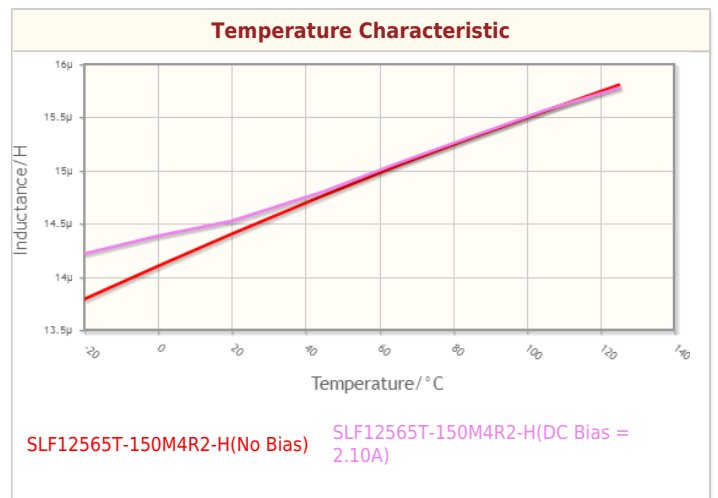
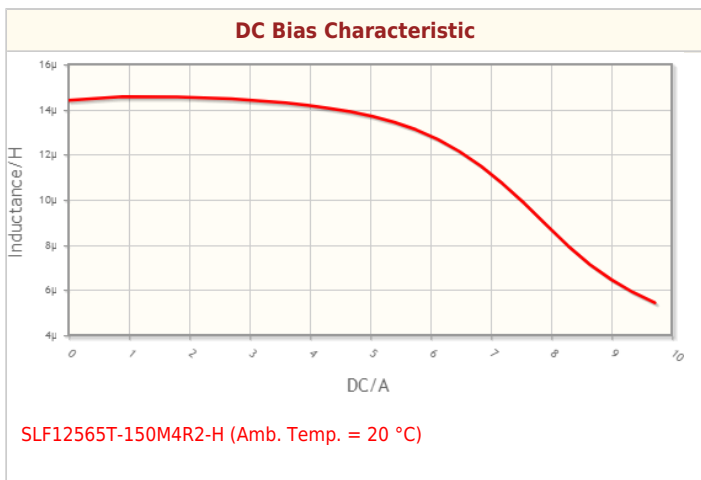
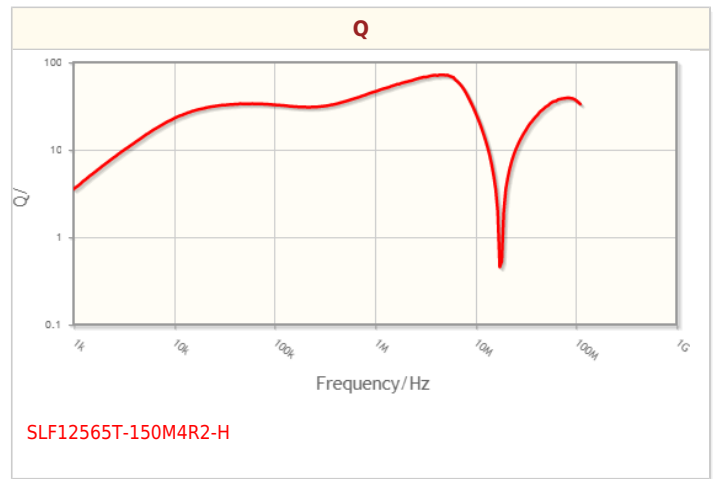
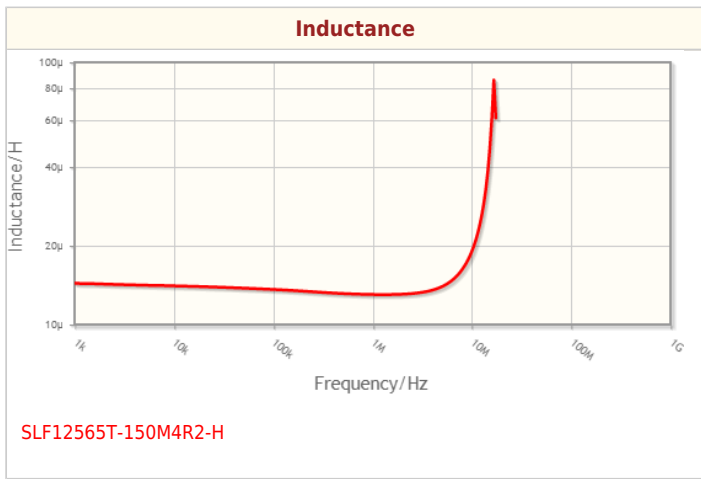
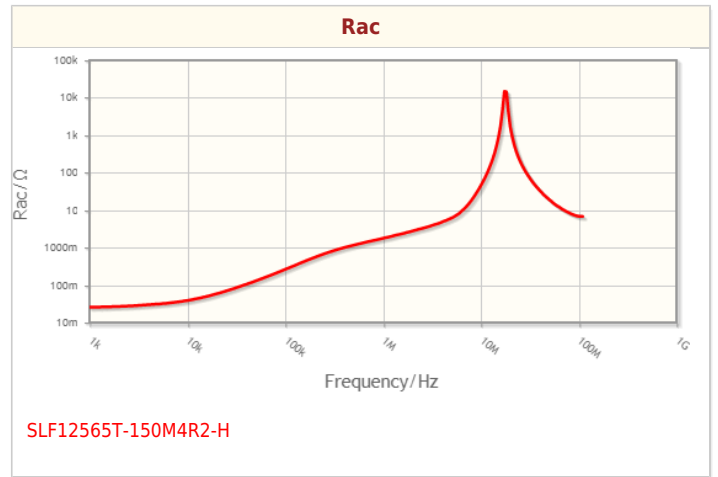
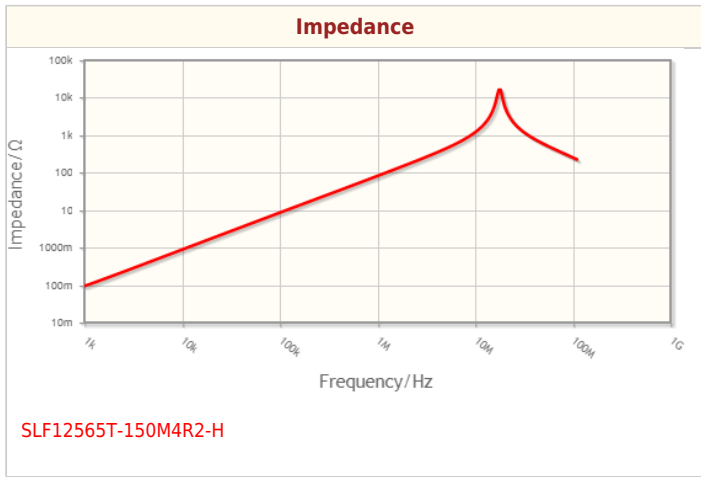
Other	
Operating Temp. Range (Including Self-Temp. Rise)	-40 to 125°C
Soldering Method	Reflow
	Iron Soldering
AEC-Q200	YES
Packing	Embossed (Plastic)Taping [330mm Reel, Tape width 24mm]
Package Quantity	500pcs
Weight	3.1g

! Images are for reference only and show exemplary products.

! This PDF document was created based on the data listed on the TDK Corporation website.

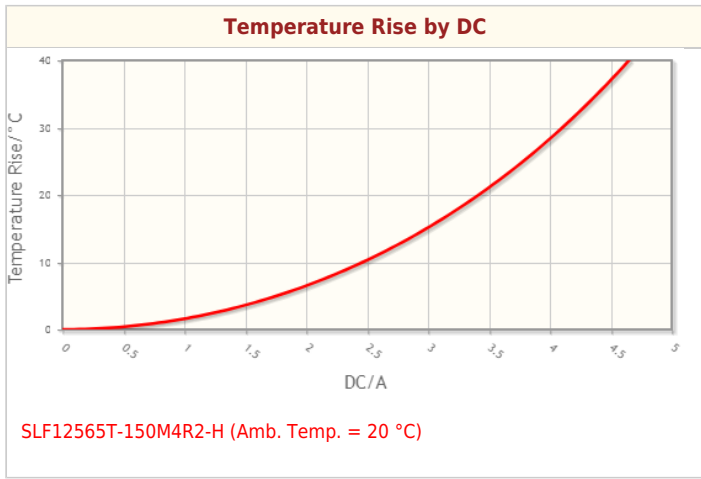
! All specifications are subject to change without notice.

Characteristic Graphs(This is reference data, and does not guarantee the products characteristics.)



! Images are for reference only and show exemplary products.
! This PDF document was created based on the data listed on the TDK Corporation website.
! All specifications are subject to change without notice.

Characteristic Graphs(This is reference data, and does not guarantee the products characteristics.)



! Images are for reference only and show exemplary products.
! This PDF document was created based on the data listed on the TDK Corporation website.
! All specifications are subject to change without notice.

Associated Images

