

Applications	Automotive Grade
Feature	<div>AEC-Q200</div> AEC-Q200 <div>Wire Wound</div> Wire Wound <div>Shield</div> Magnetic Shield <div>Ferrite Core</div> Ferrite Core
Series Type	CLF-D
Status	Production
Brand	TDK



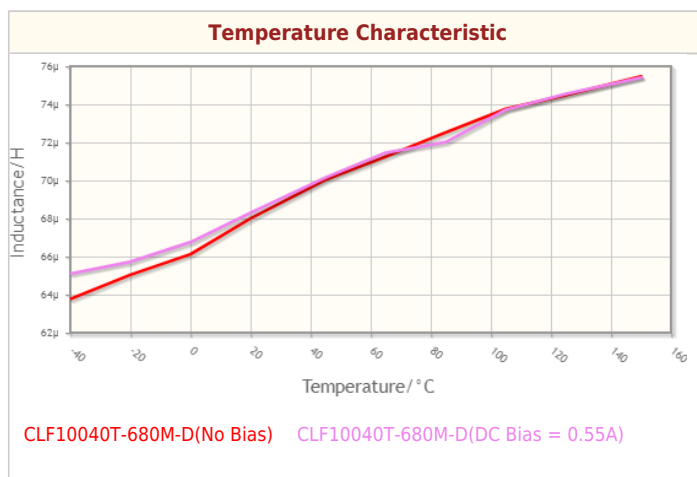
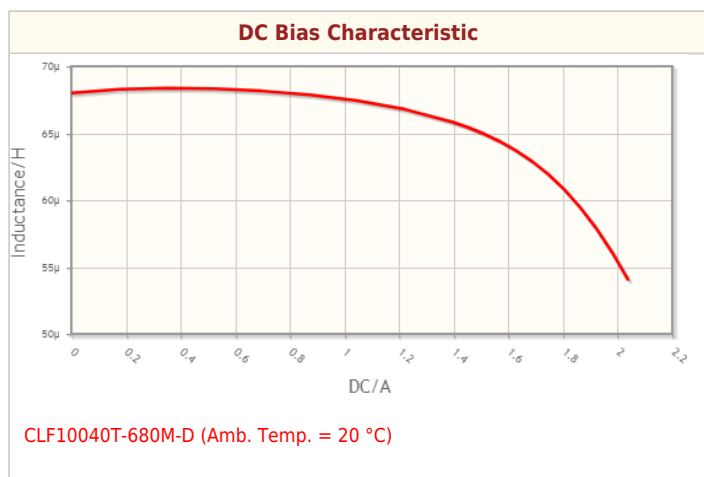
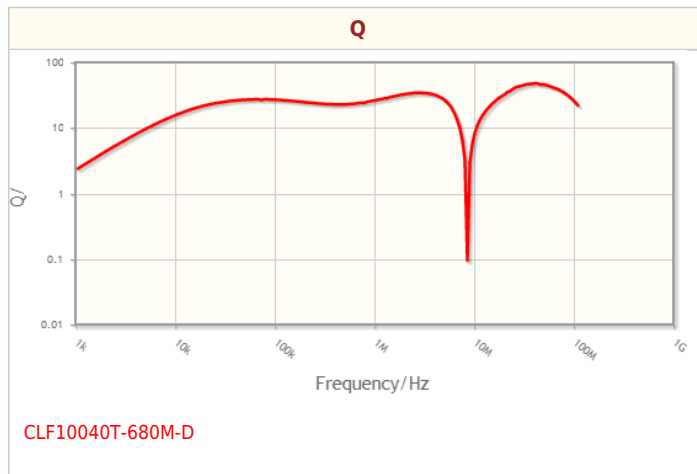
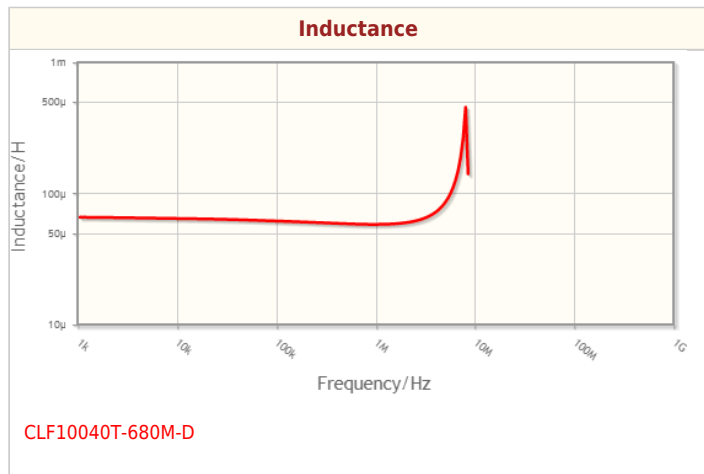
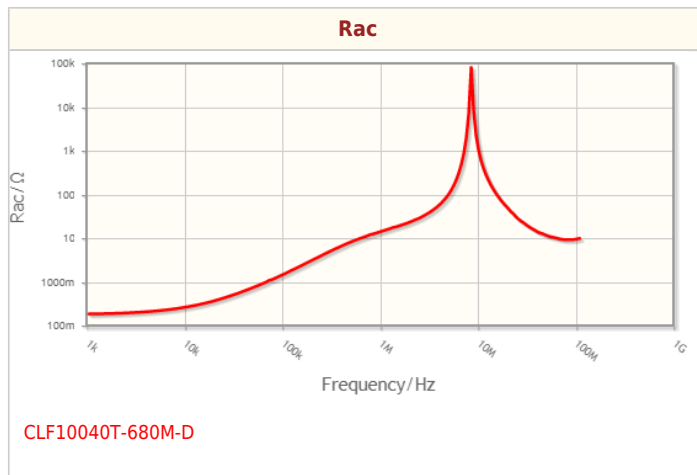
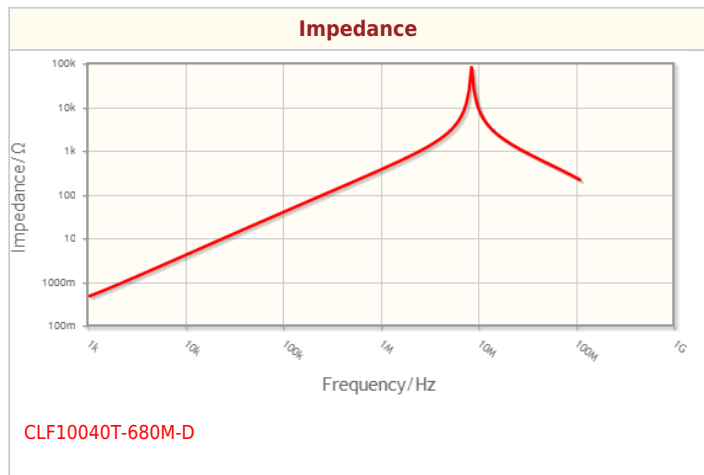
Size	
Length(L)	10.00mm ±0.30mm
Width(W)	9.70mm ±0.30mm
Thickness Height	3.80mm ±0.30mm
Recommended Land Pattern (A)	2.50mm Nom.
Recommended Land Pattern (B)	5.60mm Nom.
Recommended Land Pattern (C)	3.20mm Nom.

Electrical Characteristics	
Inductance	68μH ±20% at 100kHz
Rated Current (L Change) [Typ.]	1.6A (10% Down)
Rated Current (L Change) [Max.]	
Rated Current (Temperature Rise) [Typ.]	1.1A (30°C Rise)
Rated Current (Temperature Rise) [Max.]	
DC Resistance [Typ.]	180mΩ
DC Resistance [Max.]	216mΩ
Self Resonant Frequency [Min.]	
Self Resonant Frequency [Typ.]	
Q [Min.]	
Q [Typ.]	

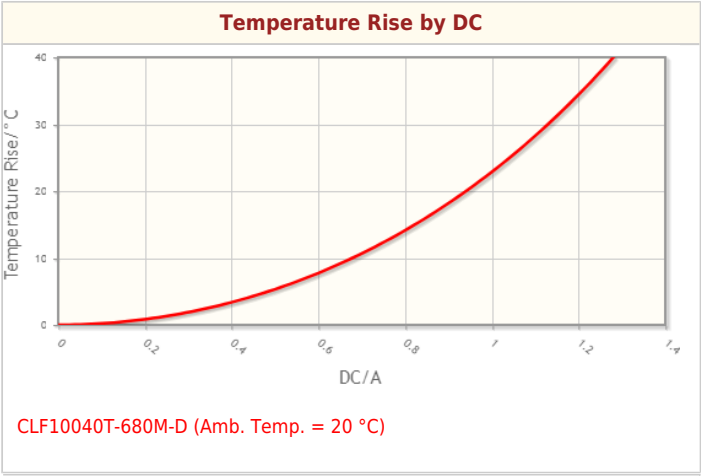
Other	
Operating Temp. Range (Including Self-Temp. Rise)	-40 to 150°C
Soldering Method	Reflow Iron Soldering
AEC-Q200	YES
Packing	Punched (Paper)Taping [330mm Reel]
Package Quantity	800pcs
Weight	1.3g

! Images are for reference only and show exemplary products.
 ! This PDF document was created based on the data listed on the TDK Corporation website.
 ! All specifications are subject to change without notice.

Characteristic Graphs(This is reference data, and does not guarantee the products characteristics.)



Characteristic Graphs(This is reference data, and does not guarantee the products characteristics.)



! Images are for reference only and show exemplary products.
! This PDF document was created based on the data listed on the TDK Corporation website.
! All specifications are subject to change without notice.

Associated Images

