


## Stacked Metallized Plastic Film Chip Capacitor

Type : **ECPU(A)**

Stacked dielectric and inner electrode with simple mold - less construction



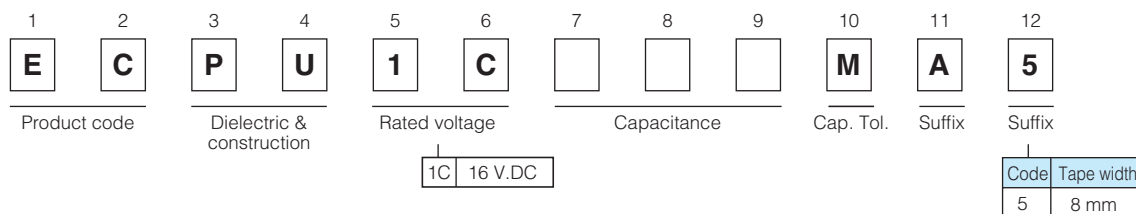
### Features

- Low ESR
- Max. capacitance values 1.0  $\mu\text{F}$
- Smallest package size in film capacitors 3225/1.0  $\mu\text{F}$
- For reflow soldering
- RoHS directive compliant

### Recommended applications

- Noise suppressor
- Coupling

### Explanation of part number

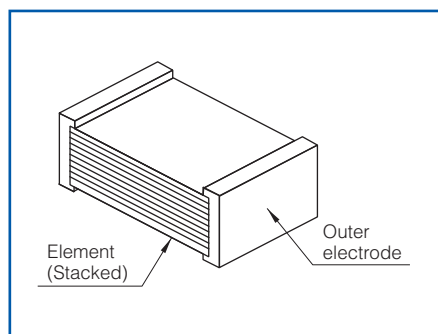


### Specifications

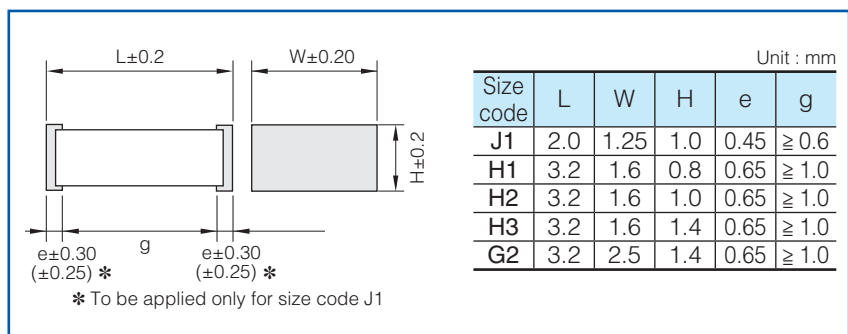
Category temp. range (Including temperature-rise on unit surface)	- 40 °C to +85 °C
Rated voltage	16 V.DC
Capacitance range	0.10 $\mu\text{F}$ to 1.0 $\mu\text{F}$ (E6)
Capacitance tolerance	$\pm 20\%$ (M)
Dissipation factor ( $\tan \delta$ )	$\tan \delta \leq 1.5\%$ ( 20 °C, 1 kHz )
Withstand voltage	Between terminals : Rated volt (V.DC) $\times 150\%$ , 60 s
Insulation resistance (IR)	C $\leq$ 0.33 $\mu\text{F}$ : IR $\geq$ 1000 M $\Omega$ (20 °C, 10 V.DC, 60 s) C > 0.33 $\mu\text{F}$ : IR $\geq$ 300 M $\Omega \cdot \mu\text{F}$ (20 °C, 10 V.DC, 60 s)
Soldering conditions	Reflow soldering : 240 °C max. and 30 sec max. at more than 220 °C (Temp. at capacitor surface)

\* In case of applying voltage in alternating current (50 Hz or 60 Hz sine wave) to a capacitor with DC rated voltage, please refer to the page of "Permissible voltage (R.M.S) in alternating current corresponding to DC rated voltage".

### Construction



### Dimensions



Design and specifications are each subject to change without notice. Ask factory for the current technical specifications before purchase and/or use.  
Should a safety concern arise regarding this product, please be sure to contact us immediately.

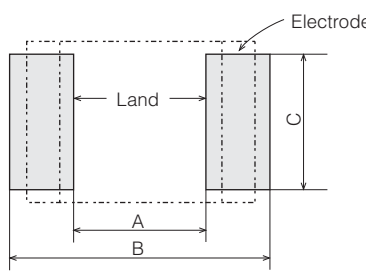
## Taping specification for automatic mounting

Refer to the page of taping specifications

## Rating · Dimensions · Quantity

Capacitance ( $\mu\text{F}$ )	Rated voltage 16 V.DC					Size code	Q'ty
	Part No.	Dimensions (mm)					
		L	W	H			
0.10	ECPU1C104MA5	2.0	1.25	1.0	J1	3000	
0.15	ECPU1C154MA5	3.2	1.6	0.8	H1		
0.22	ECPU1C224MA5	3.2	1.6	0.8	H1		
0.33	ECPU1C334MA5	3.2	1.6	1.0	H2		
0.47	ECPU1C474MA5	3.2	1.6	1.4	H3	2000	
0.68	ECPU1C684MA5	3.2	1.6	1.4	H3		
1.0	ECPU1C105MA5	3.2	2.5	1.4	G2		

## Recommended for land dimensions



Unit : mm

Size code	Land dimensions		
	Reflow soldering		
	A	B	C
J1	0.8	2.4	1.1
H1	1.8	3.6	1.4
H2	1.8	3.6	1.4
H3	1.8	3.6	1.4
G2	1.8	3.6	2.3

\* It is not warrantable that you can mount the capacitor without trouble under all the mounting condition when "Recommender for Land dimensions" is adopted.