

Applications	Commercial Grade
Feature	<div style="border: 1px solid black; padding: 2px;">Multilayer</div> Multilayer <div style="border: 1px solid black; padding: 2px;">Non-Mag Core</div> Non-Magnetic Core (Dielectric Ceramic) <div style="border: 1px solid black; padding: 2px;">Super High Q</div> Super High Q
Series Type	MHQ-P
Status	Production
Brand	TDK



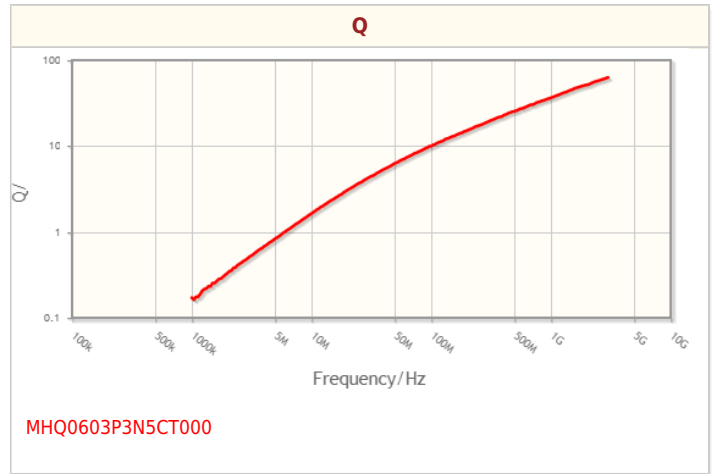
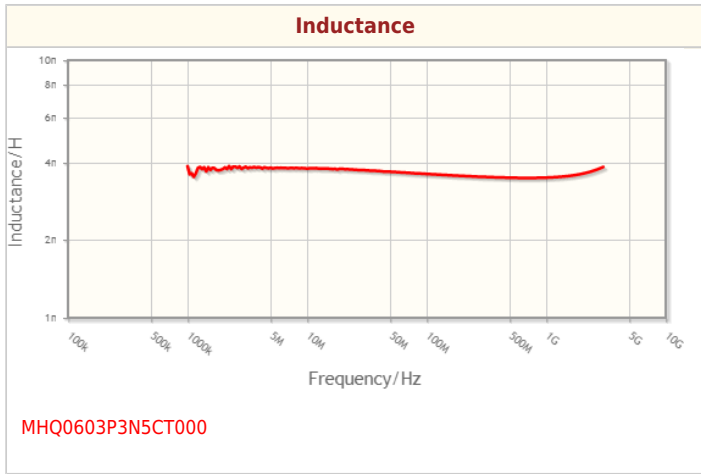
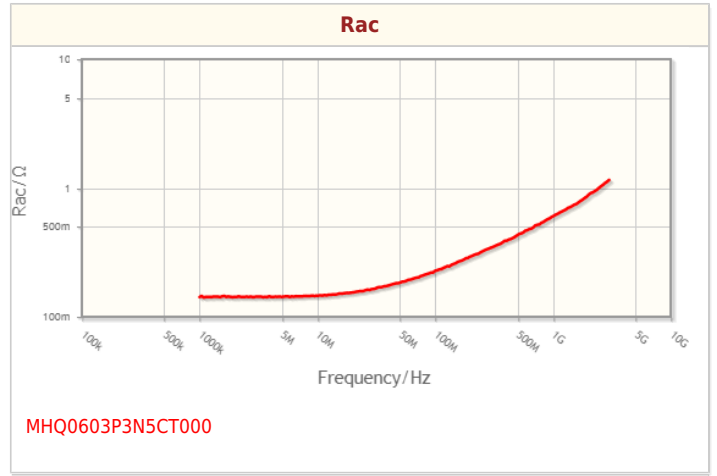
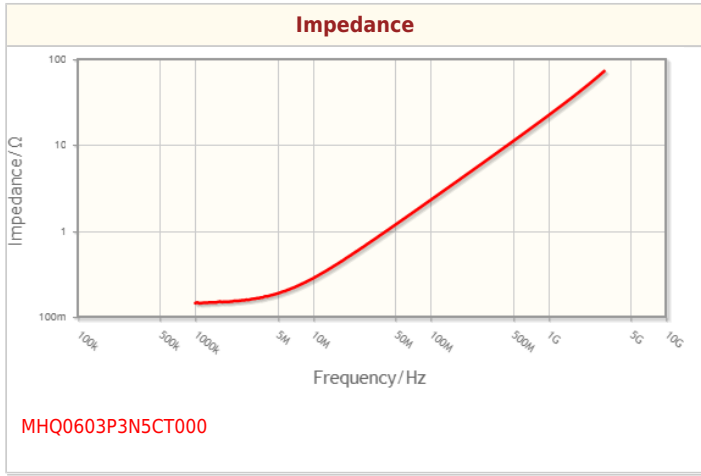
Size	
Length(L)	0.65mm ±0.05mm
Width(W)	0.35mm ±0.05mm
Thickness Height	0.35mm ±0.05mm
Recommended Land Pattern (A)	0.25mm Nom.
Recommended Land Pattern (B)	0.30mm Nom.
Recommended Land Pattern (C)	0.30mm Nom.

Electrical Characteristics	
Inductance	3.5nH ±0.2nH at 500MHz
Rated Current	500mA
DC Resistance [Typ.]	170mΩ
DC Resistance [Max.]	250mΩ
Self Resonant Frequency [Min.]	6.5GHz
Self Resonant Frequency [Typ.]	9.5GHz
Q [Min.]	16 at 500MHz
Q [Typ.]	

Other	
Operating Temp. Range (Including Self-Temp. Rise)	-55 to 125°C
Soldering Method	Reflow
AEC-Q200	NO
Packing	Punched (Paper)Taping [180mm Reel, Tape width 8mm]
Package Quantity	15000pcs
Weight	0.0002g

! Images are for reference only and show exemplary products.
 ! This PDF document was created based on the data listed on the TDK Corporation website.
 ! All specifications are subject to change without notice.

Characteristic Graphs(This is reference data, and does not guarantee the products characteristics.)



! Images are for reference only and show exemplary products.
! This PDF document was created based on the data listed on the TDK Corporation website.
! All specifications are subject to change without notice.

Associated Images

