

<b>Applications</b>	Commercial Grade
<b>Feature</b>	<span style="border: 1px solid red; padding: 2px;">Wire Wound</span> Wire Wound <span style="border: 1px solid green; padding: 2px;">Shield</span> Magnetic Shield <span style="border: 1px solid gray; padding: 2px;">Ferrite Core</span> Ferrite Core
<b>Series   Type</b>	VLS-E
<b>Status</b>	Production (Not Recommended for New Design) Recommended Alternate Part No. : <a href="#">VLS3010CX-1R5M-1</a> (Interchangeability is not guaranteed.)
<b>Brand</b>	TDK



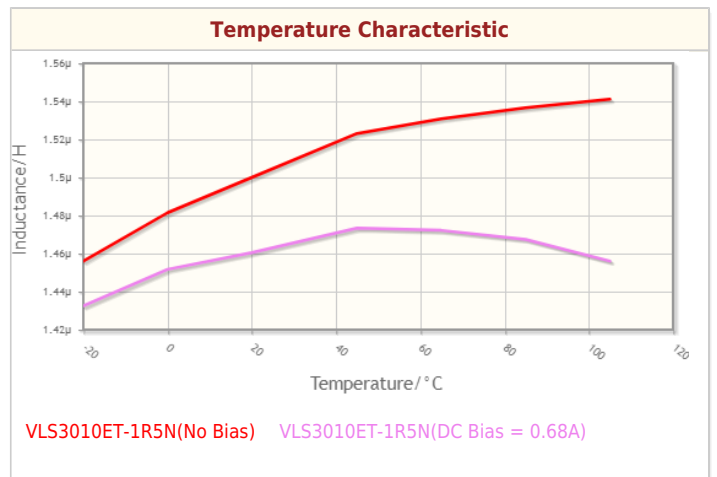
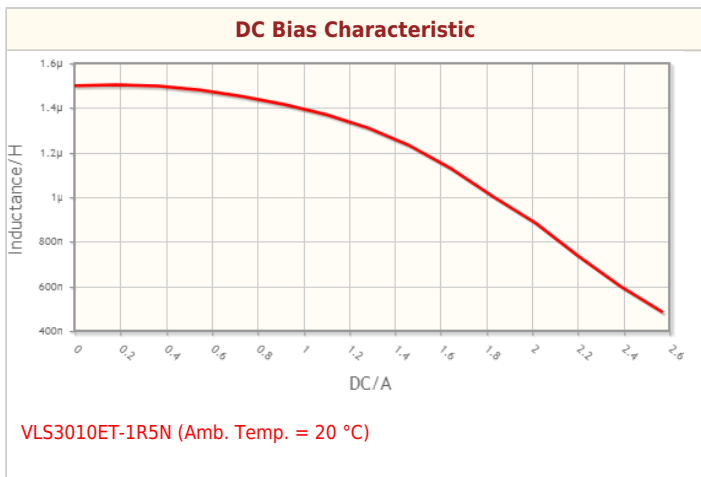
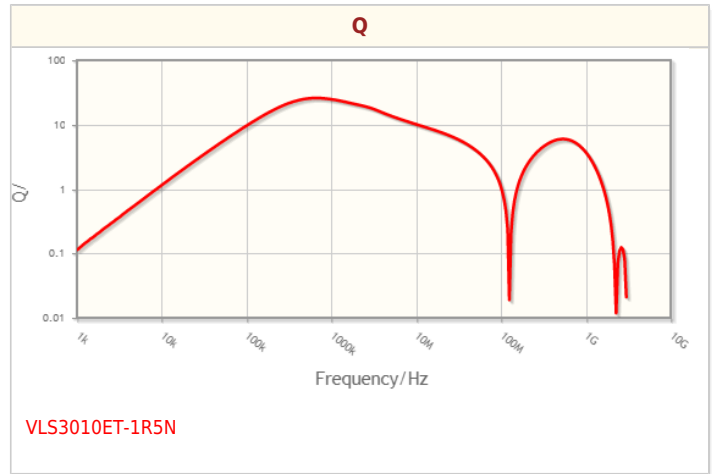
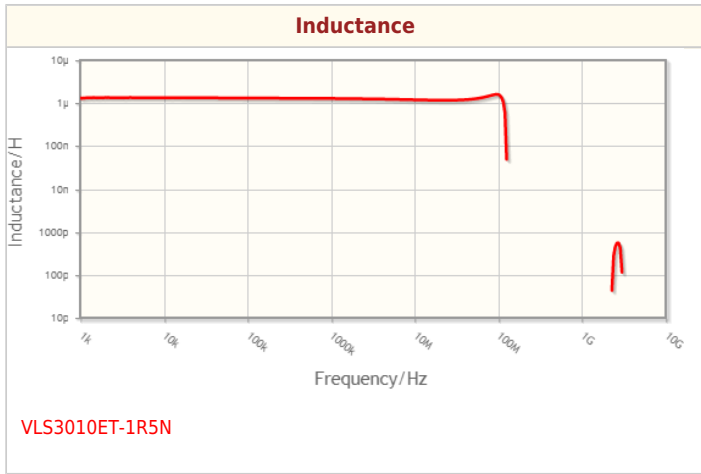
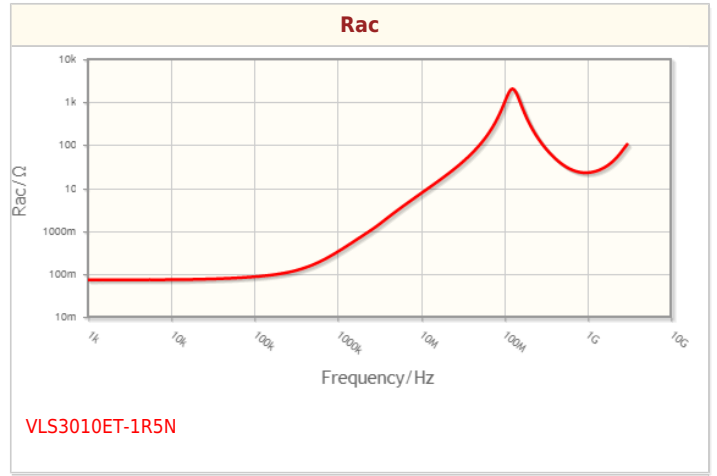
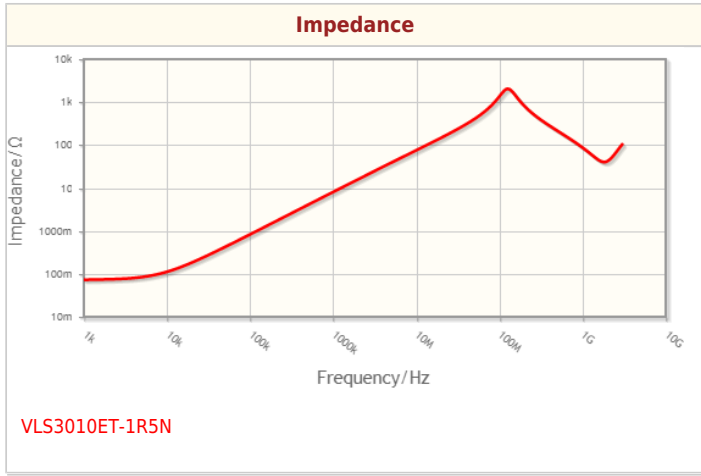
Size	
Length(L)	3.00mm ±0.10mm
Width(W)	3.00mm ±0.10mm
Thickness   Height	1.00mm Max.
Recommended Land Pattern (A)	1.00mm Nom.
Recommended Land Pattern (B)	1.00mm Nom.
Recommended Land Pattern (C)	3.00mm Nom.

Electrical Characteristics	
Inductance	1.5µH ±30% at 1MHz
Rated Current (L Change) [Typ.]	1.5A (30% Down)
Rated Current (L Change) [Max.]	1.35A (30% Down)
Rated Current (Temperature Rise) [Typ.]	1.9A (40°C Rise)
Rated Current (Temperature Rise) [Max.]	
DC Resistance [Typ.]	71mΩ
DC Resistance [Max.]	85mΩ
Self Resonant Frequency [Min.]	
Self Resonant Frequency [Typ.]	
Q [Min.]	
Q [Typ.]	

Other	
Operating Temp. Range (Including Self-Temp. Rise)	-40 to 105°C
Soldering Method	Reflow
AEC-Q200	NO
Packing	Embossed (Plastic)Taping [180mm Reel]
Package Quantity	2000pcs
Weight	0.036g

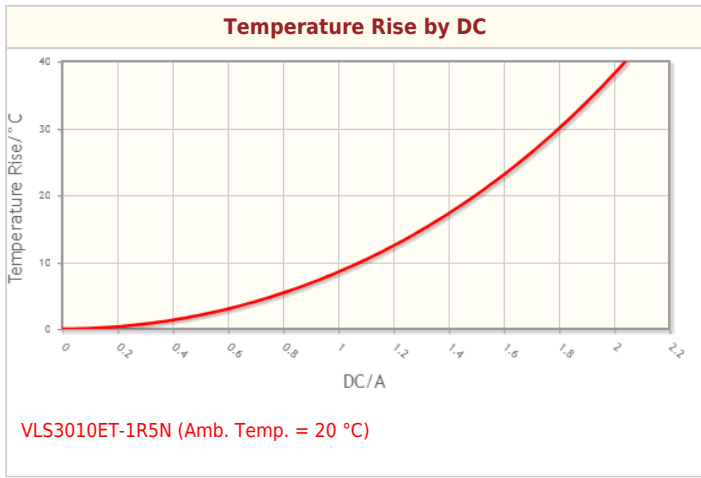
! Images are for reference only and show exemplary products.  
 ! This PDF document was created based on the data listed on the TDK Corporation website.  
 ! All specifications are subject to change without notice.

Characteristic Graphs(This is reference data, and does not guarantee the products characteristics.)



! Images are for reference only and show exemplary products.  
! This PDF document was created based on the data listed on the TDK Corporation website.  
! All specifications are subject to change without notice.

Characteristic Graphs(This is reference data, and does not guarantee the products characteristics.)



! Images are for reference only and show exemplary products.  
! This PDF document was created based on the data listed on the TDK Corporation website.  
! All specifications are subject to change without notice.

## Associated Images

