


<b>Applications</b>	Commercial Grade
<b>Feature</b>	<div style="border: 1px solid red; padding: 2px; display: inline-block;">Wire Wound</div> Wire Wound <div style="border: 1px solid green; padding: 2px; display: inline-block;">Shield</div> Magnetic Shield <div style="border: 1px solid gray; padding: 2px; display: inline-block;">Ferrite Core</div> Ferrite Core
<b>Series   Type</b>	VLF-M
<b>Status</b>	<div style="border: 1px solid red; padding: 2px; display: inline-block;">⚠</div> Obsolete Recommended Alternate Part No. : <a href="#">VLS3012HBX-3R3M-N</a> (Interchangeability is not guaranteed.) Discontinue Issue Date : May.18, 2017 Last Purchase Order Date : Mar.31, 2021 Last Shipment Date : Sep.30, 2021
<b>Brand</b>	TDK



Size	
Length(L)	5.00mm ±0.30mm
Width(W)	4.00mm ±0.30mm
Thickness   Height	1.20mm Max.
Recommended Land Pattern (A)	1.30mm Nom.
Recommended Land Pattern (B)	1.60mm Nom.
Recommended Land Pattern (C)	2.20mm Nom.

Electrical Characteristics	
Inductance	3.3μH ±20% at 1MHz
Rated Current (L Change) [Typ.]	2.37A (30% Down)
Rated Current (L Change) [Max.]	2.13A (30% Down)
Rated Current (Temperature Rise) [Typ.]	2.47A (40°C Rise)
Rated Current (Temperature Rise) [Max.]	
DC Resistance [Typ.]	62mΩ
DC Resistance [Max.]	74mΩ
Self Resonant Frequency [Min.]	
Self Resonant Frequency [Typ.]	
Q [Min.]	
Q [Typ.]	

Other	
Operating Temp. Range (Including Self-Temp. Rise)	-40 to 105°C
Soldering Method	Reflow
AEC-Q200	NO
Packing	Embossed (Plastic)Taping [180mm Reel]

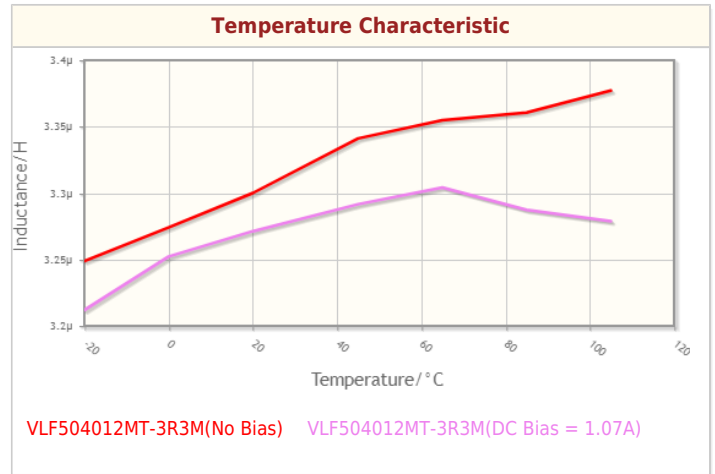
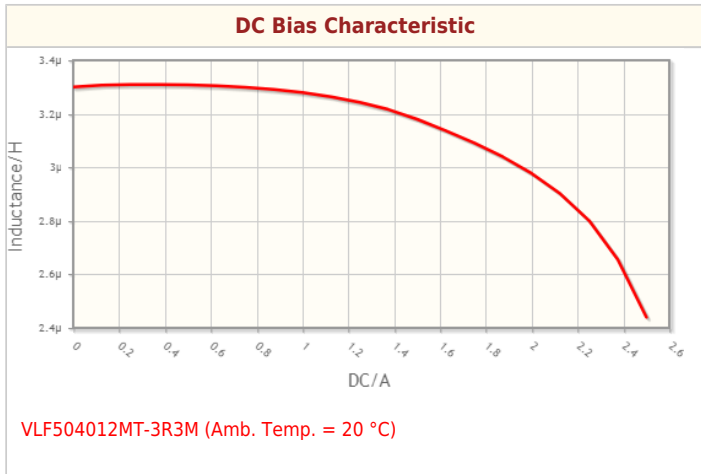
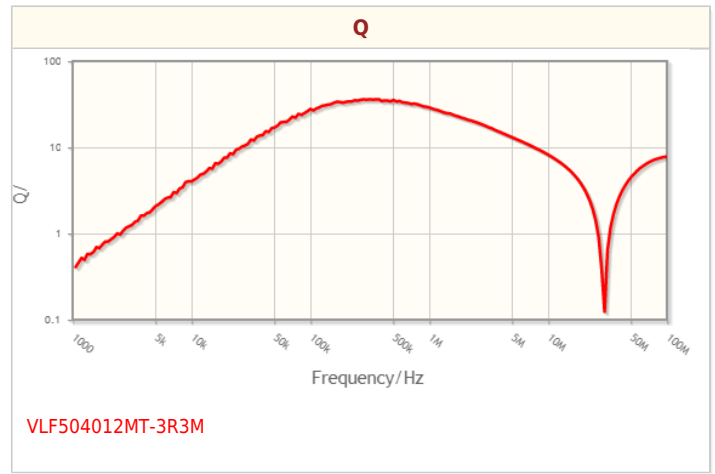
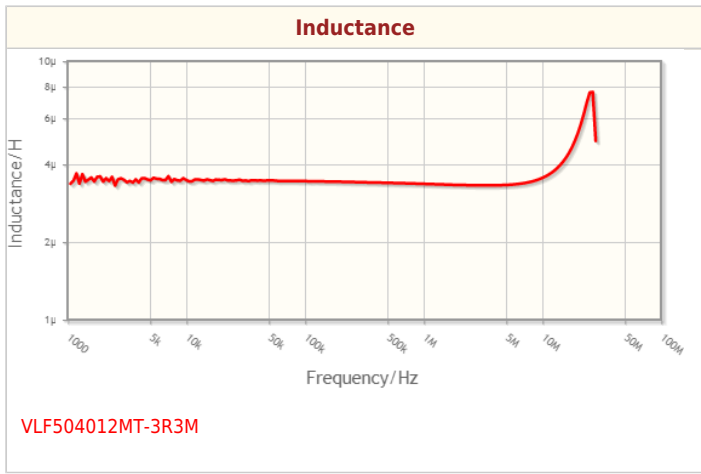
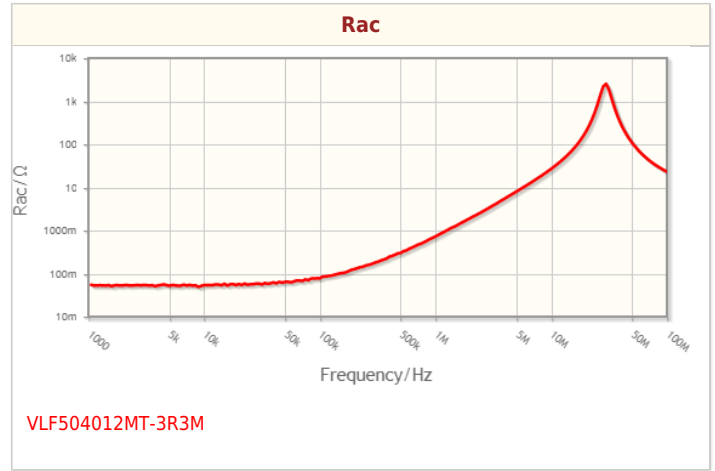
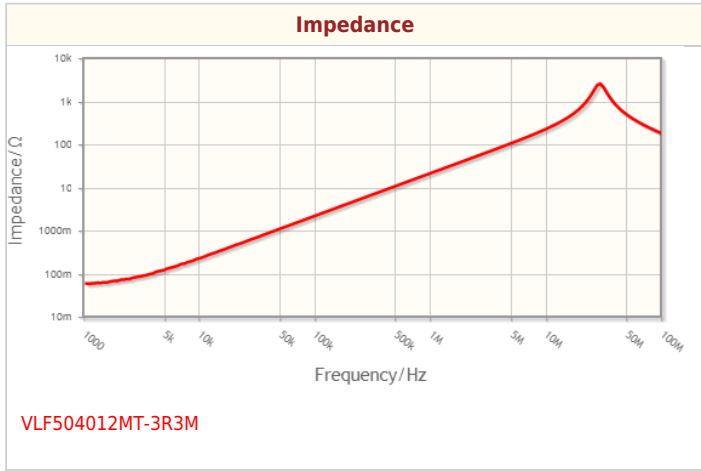
! Images are for reference only and show exemplary products.  
 ! This PDF document was created based on the data listed on the TDK Corporation website.  
 ! All specifications are subject to change without notice.

---

Package Quantity	1000pcs
Weight	0.089g

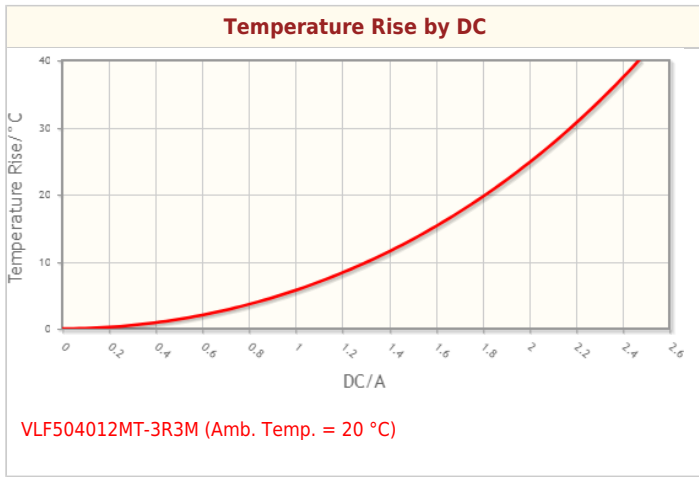
---

Characteristic Graphs(This is reference data, and does not guarantee the products characteristics.)



! Images are for reference only and show exemplary products.  
! This PDF document was created based on the data listed on the TDK Corporation website.  
! All specifications are subject to change without notice.

## Characteristic Graphs(This is reference data, and does not guarantee the products characteristics.)



! Images are for reference only and show exemplary products.

! This PDF document was created based on the data listed on the TDK Corporation website.

! All specifications are subject to change without notice.

## Associated Images

