

<b>Applications</b>	Commercial Grade
<b>Feature</b>	Wire Wound Magnetic Shield Ferrite Core
<b>Series   Type</b>	SLF
<b>Status</b>	Production
<b>Brand</b>	TDK



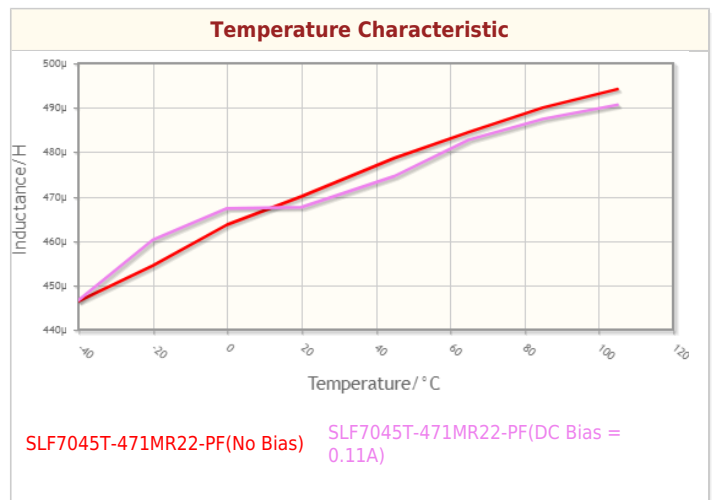
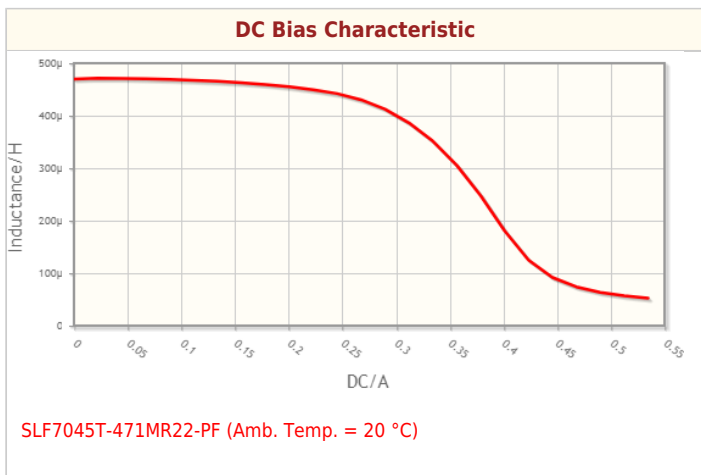
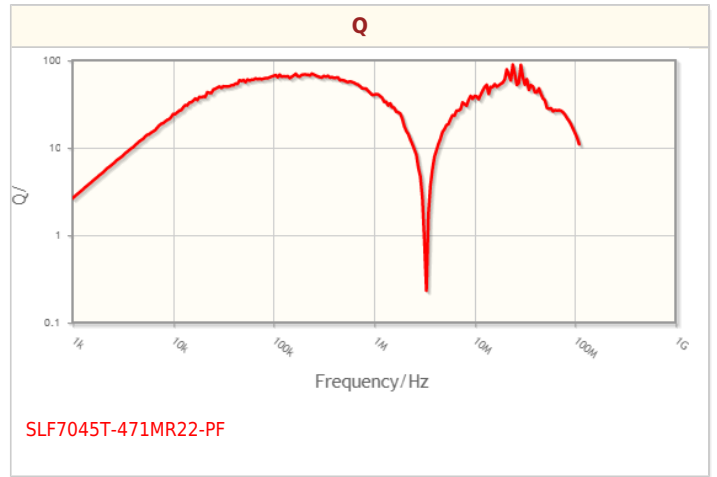
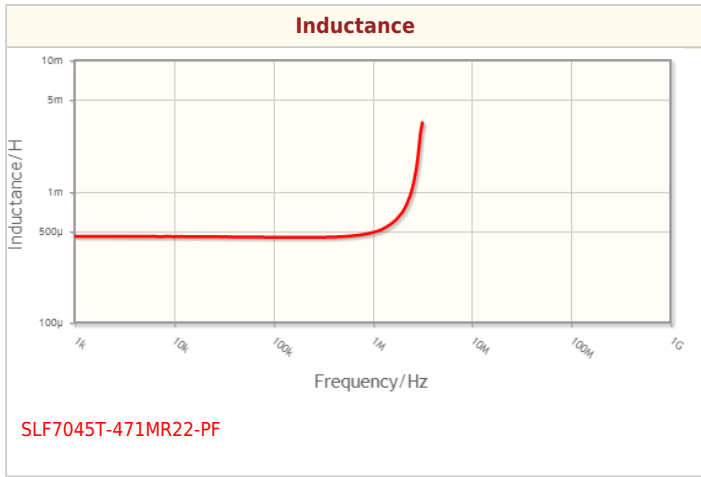
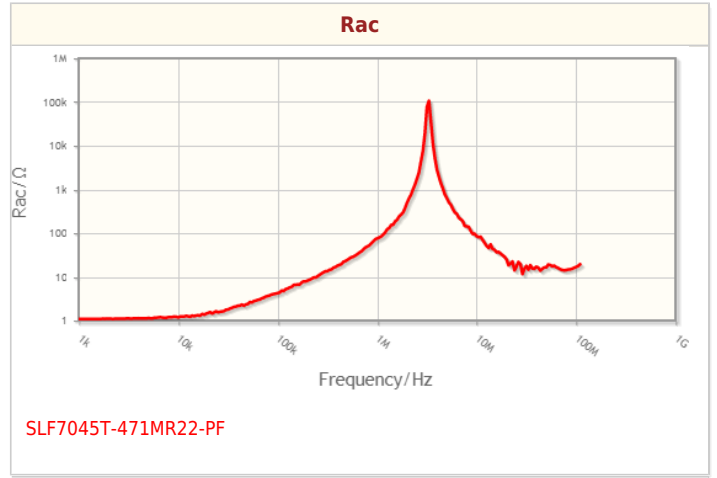
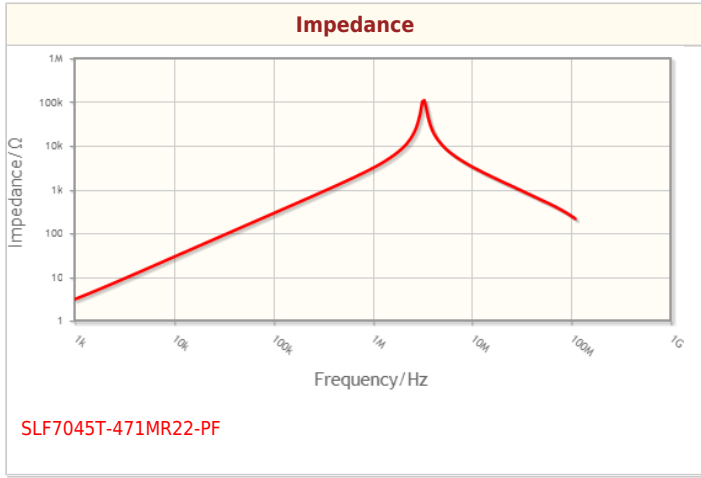
Size	
Length(L)	7.00mm ±0.20mm
Width(W)	7.00mm ±0.20mm
Thickness   Height	4.50mm ±0.30mm
Recommended Land Pattern (A)	1.50mm Nom.
Recommended Land Pattern (B)	4.80mm Nom.
Recommended Land Pattern (C)	2.20mm Nom.

Electrical Characteristics	
Inductance	470µH ±20% at 100kHz
Rated Current (L Change) [Typ.]	
Rated Current (L Change) [Max.]	220mA (10% Down)
Rated Current (Temperature Rise) [Typ.]	310mA (20°C Rise)
Rated Current (Temperature Rise) [Max.]	
DC Resistance [Typ.]	1.05Ω
DC Resistance [Max.]	1.26Ω
Self Resonant Frequency [Min.]	
Self Resonant Frequency [Typ.]	
Q [Min.]	
Q [Typ.]	

Other	
Operating Temp. Range (Including Self-Temp. Rise)	-40 to 105°C
Soldering Method	Reflow Iron Soldering
AEC-Q200	NO
Packing	Embossed (Plastic)Taping [330mm Reel]
Package Quantity	1000pcs
Weight	0.6g

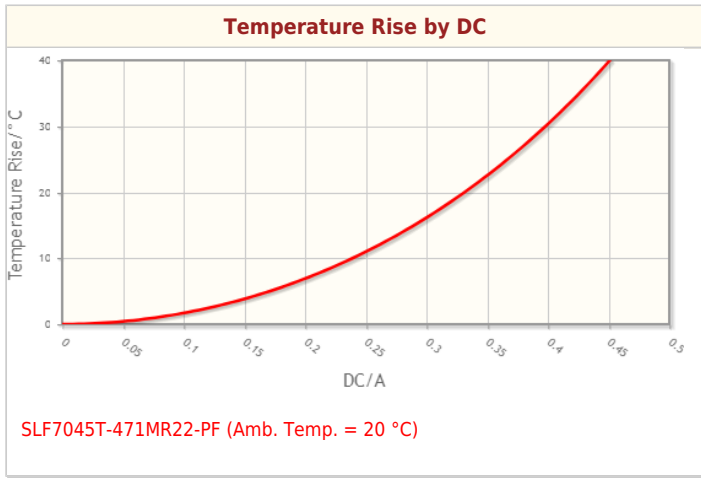
! Images are for reference only and show exemplary products.  
! This PDF document was created based on the data listed on the TDK Corporation website.  
! All specifications are subject to change without notice.

Characteristic Graphs(This is reference data, and does not guarantee the products characteristics.)



! Images are for reference only and show exemplary products.  
! This PDF document was created based on the data listed on the TDK Corporation website.  
! All specifications are subject to change without notice.

Characteristic Graphs(This is reference data, and does not guarantee the products characteristics.)



! Images are for reference only and show exemplary products.  
! This PDF document was created based on the data listed on the TDK Corporation website.  
! All specifications are subject to change without notice.

## Associated Images

