


Applications	Commercial Grade
Feature	<div style="border: 1px solid red; padding: 2px;">Multilayer</div> Multilayer <div style="border: 1px solid green; padding: 2px;">Shield</div> Magnetic Shield <div style="border: 1px solid gray; padding: 2px;">Ferrite Core</div> Ferrite Core
Series Type	MLP
Status	Production
Brand	TDK



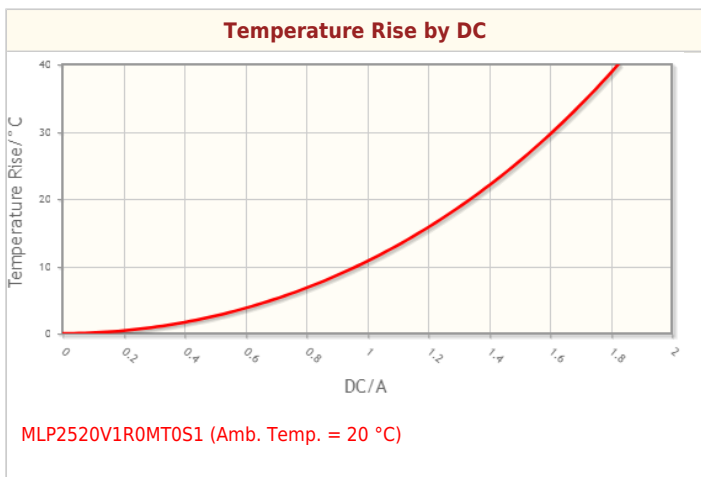
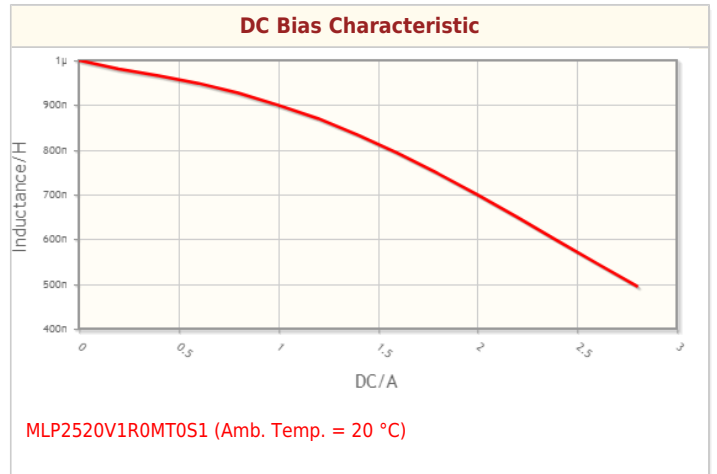
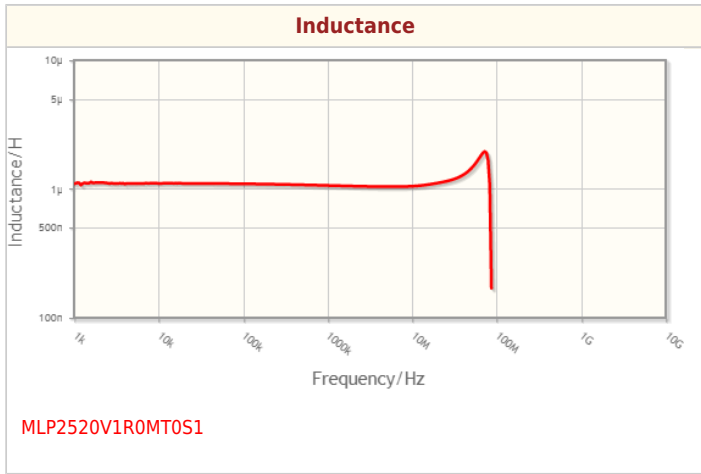
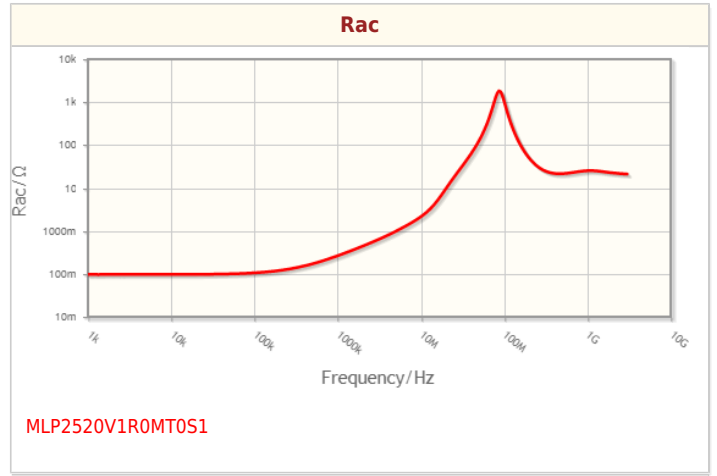
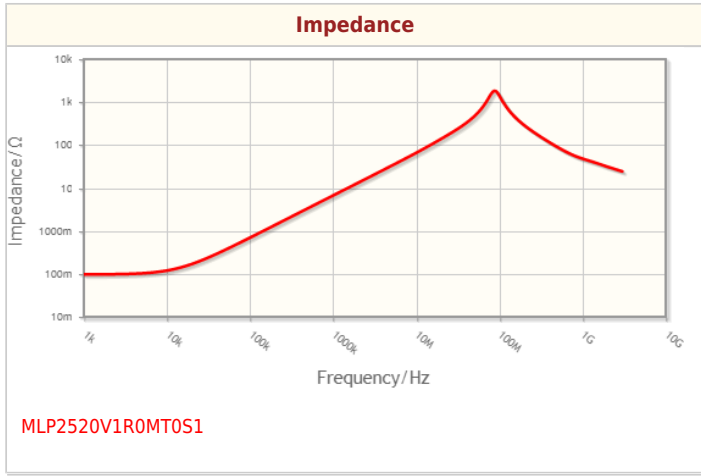
Size	
Length(L)	2.50mm ±0.15mm
Width(W)	2.00mm ±0.15mm
Thickness Height	0.85mm ±0.15mm
Recommended Land Pattern (A)	0.70mm Nom.
Recommended Land Pattern (B)	1.40mm Nom.
Recommended Land Pattern (C)	2.00mm Nom.

Electrical Characteristics	
Inductance	1μH ±20% at 2MHz
Rated Current (L Change) [Typ.]	
Rated Current (L Change) [Max.]	
Rated Current (Temperature Rise) [Typ.]	
Rated Current (Temperature Rise) [Max.]	1.3A (40°C Rise)
DC Resistance [Typ.]	100mΩ
DC Resistance [Max.]	130mΩ
Self Resonant Frequency [Min.]	
Self Resonant Frequency [Typ.]	
Q [Min.]	
Q [Typ.]	

Other	
Operating Temp. Range (Including Self-Temp. Rise)	-40 to 125°C
Soldering Method	Reflow
	Iron Soldering
AEC-Q200	NO
Packing	Embossed (Plastic)Taping [180mm Reel]
Package Quantity	3000pcs
Weight	0.015g

! Images are for reference only and show exemplary products.
 ! This PDF document was created based on the data listed on the TDK Corporation website.
 ! All specifications are subject to change without notice.

Characteristic Graphs(This is reference data, and does not guarantee the products characteristics.)



! Images are for reference only and show exemplary products.
! This PDF document was created based on the data listed on the TDK Corporation website.
! All specifications are subject to change without notice.

Associated Images

