

<b>Applications</b>	Commercial Grade
<b>Feature</b>	No Directivity
	Multilayer
	Non-Magnetic Core (Dielectric Ceramic) High Self Resonant Frequency
<b>Series   Type</b>	MLK
<b>Status</b>	EOL announced Recommended Alternate Part No. : <a href="#">MLG1005SR10JT000</a> (Interchangeability is not guaranteed.)
	Discontinue Issue Date : May.24, 2021
	Last Purchase Order Date : Mar.31, 2026
	Last Shipment Date : Jun.30, 2026
<b>Brand</b>	TDK



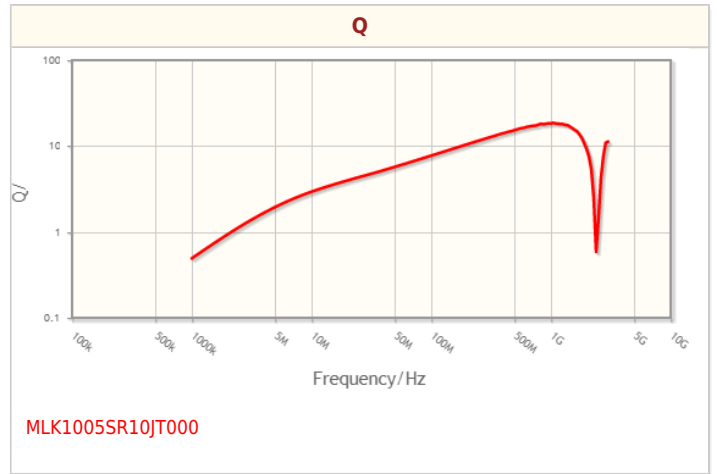
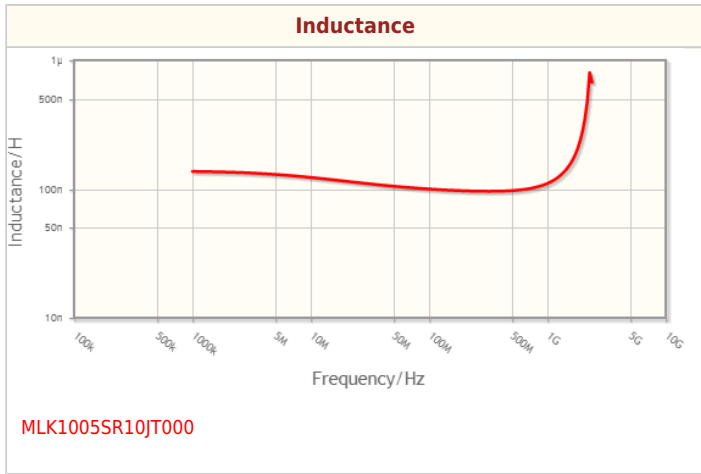
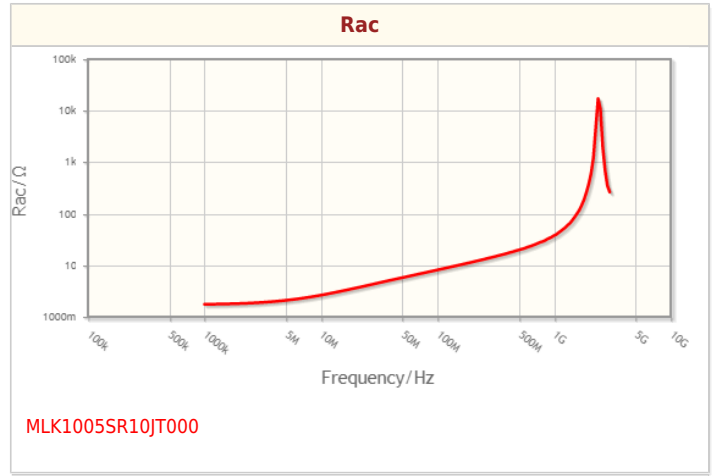
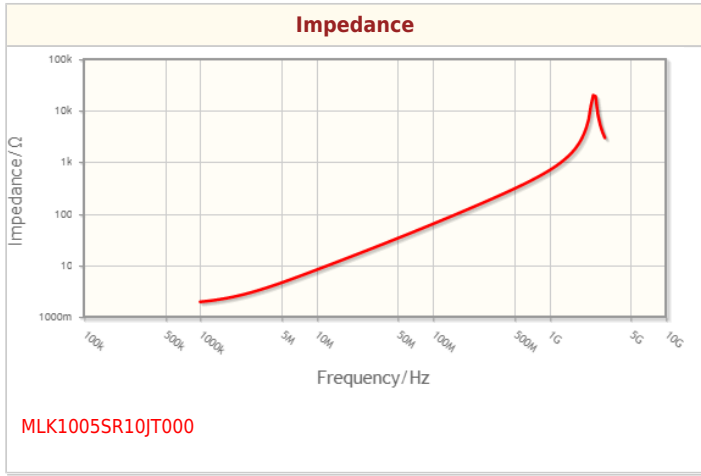
Size	
Length(L)	1.00mm ±0.10mm
Width(W)	0.50mm ±0.10mm
Thickness   Height	0.50mm ±0.10mm
Recommended Land Pattern (A)	0.50mm Nom.
Recommended Land Pattern (B)	0.40mm Nom.
Recommended Land Pattern (C)	0.50mm Nom.

Electrical Characteristics	
Inductance	100nH ±5% at 100MHz
Rated Current	100mA
DC Resistance [Typ.]	1.6Ω
DC Resistance [Max.]	2.2Ω
Self Resonant Frequency [Min.]	1.1GHz
Self Resonant Frequency [Typ.]	1.9GHz
Q [Min.]	6 at 100MHz
Q [Typ.]	8 at 100MHz

Other	
Operating Temp. Range (Including Self-Temp. Rise)	-55 to 125°C
Soldering Method	Reflow
	Iron Soldering
AEC-Q200	NO
Packing	Punched (Paper)Taping [180mm Reel, Tape width 8mm]
Package Quantity	10000pcs
Weight	0.001g

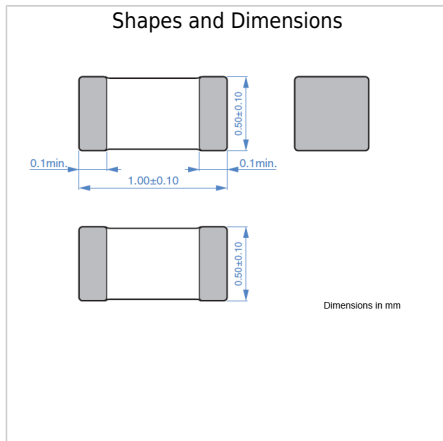
Weight are for reference only and show exemplary products.  
 † This PDF document was created based on the data listed on the TDK Corporation website.  
 ! All specifications are subject to change without notice.

Characteristic Graphs(This is reference data, and does not guarantee the products characteristics.)



! Images are for reference only and show exemplary products.  
! This PDF document was created based on the data listed on the TDK Corporation website.  
! All specifications are subject to change without notice.

## Associated Images



! Images are for reference only and show exemplary products.

! This PDF document was created based on the data listed on the TDK Corporation website.

! All specifications are subject to change without notice.