


<b>Applications</b>	Commercial Grade
<b>Feature</b>	No Directivity
	Wire Wound
	Ferrite Core
<b>Series   Type</b>	NLCV32-PFR
<b>Status</b>	Production (Not Recommended for New Design)
	Recommended Alternate Part No. : <a href="#">NLCV32T-R68M-EFR</a> (Interchangeability is not guaranteed.)
<b>Brand</b>	TDK



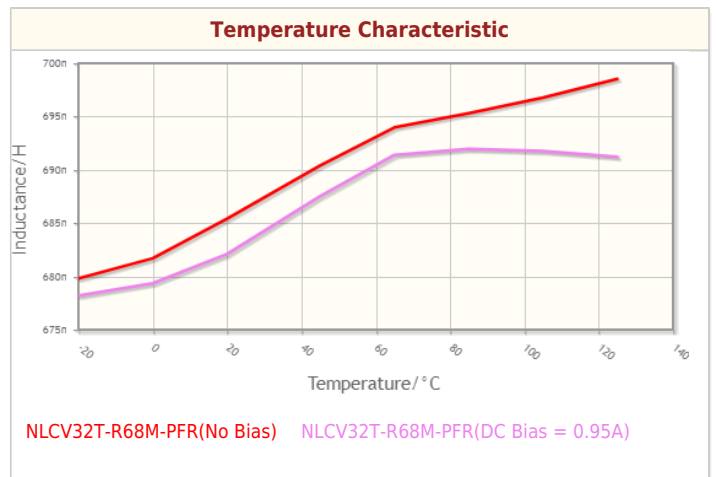
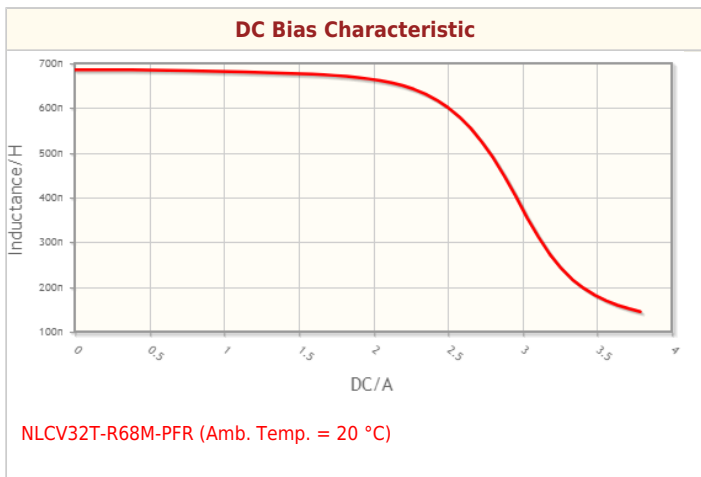
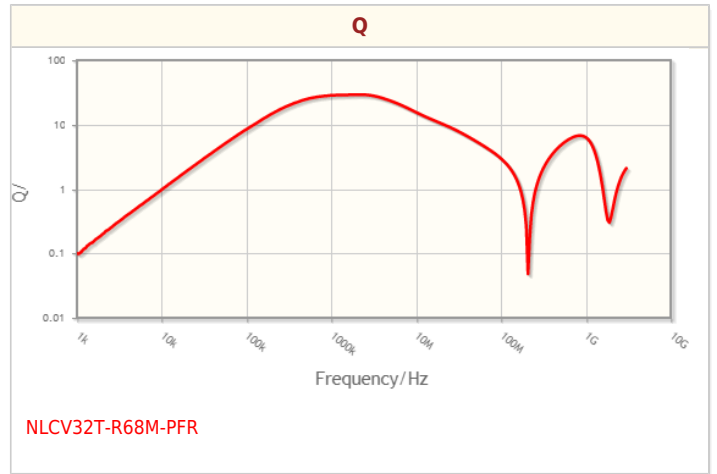
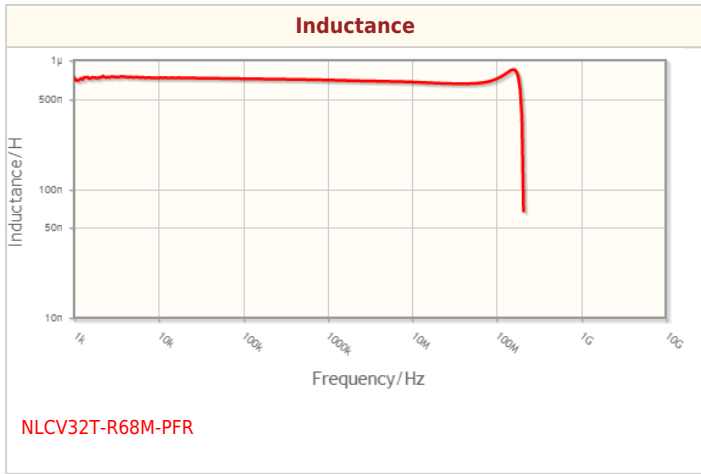
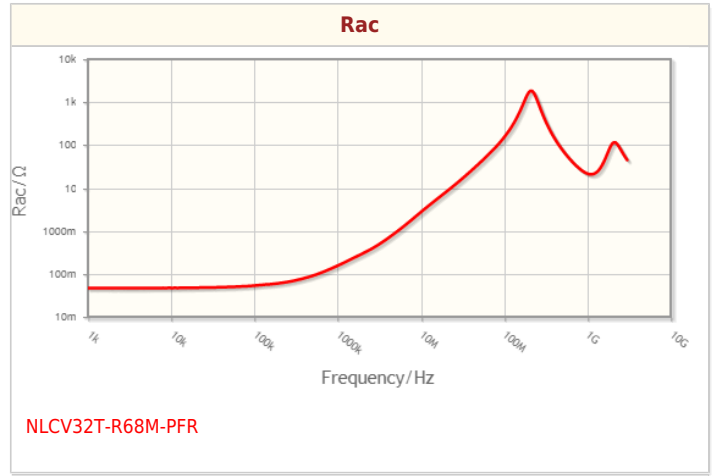
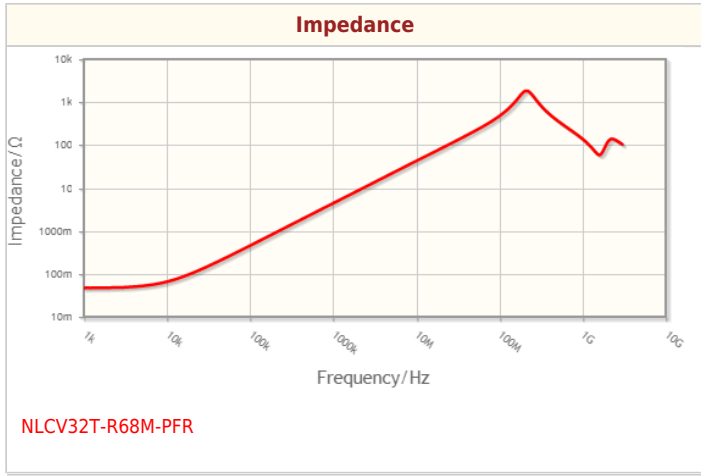
Size	
Length(L)	3.20mm ±0.20mm
Width(W)	2.50mm ±0.20mm
Thickness   Height	2.20mm ±0.20mm
Recommended Land Pattern (A)	1.20mm Nom.
Recommended Land Pattern (B)	2.00mm Nom.
Recommended Land Pattern (C)	2.00mm Nom.

Electrical Characteristics	
Inductance	680nH ±20% at 25.2MHz
Rated Current	1.9A
DC Resistance [Typ.]	45mΩ
DC Resistance [Max.]	54mΩ
Self Resonant Frequency [Min.]	180MHz
Self Resonant Frequency [Typ.]	
Q [Min.]	
Q [Typ.]	10 at 25.2MHz

Other	
Operating Temp. Range (Including Self-Temp. Rise)	-40 to 125°C
Soldering Method	Wave (Flow)
	Reflow
	Iron Soldering
AEC-Q200	NO
Packing	Embossed (Plastic)Taping [180mm Reel]
Package Quantity	2000pcs
Weight	0.05g

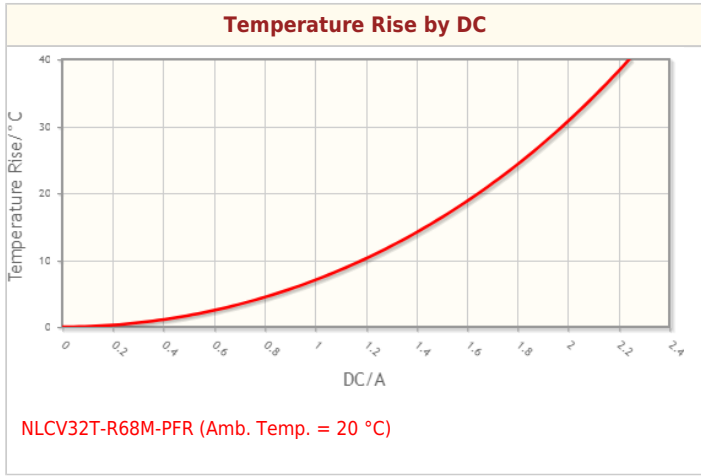
! Images are for reference only and show exemplary products.  
! This PDF document was created based on the data listed on the TDK Corporation website.  
! All specifications are subject to change without notice.

Characteristic Graphs(This is reference data, and does not guarantee the products characteristics.)



! Images are for reference only and show exemplary products.  
! This PDF document was created based on the data listed on the TDK Corporation website.  
! All specifications are subject to change without notice.

Characteristic Graphs(This is reference data, and does not guarantee the products characteristics.)



! Images are for reference only and show exemplary products.  
! This PDF document was created based on the data listed on the TDK Corporation website.  
! All specifications are subject to change without notice.

## Associated Images

