

Applications	Automotive Grade
Feature	AEC-Q200
	Wire Wound
	Magnetic Shield
	Ferrite Core
Series Type	SLF-H
Status	Production
Brand	TDK



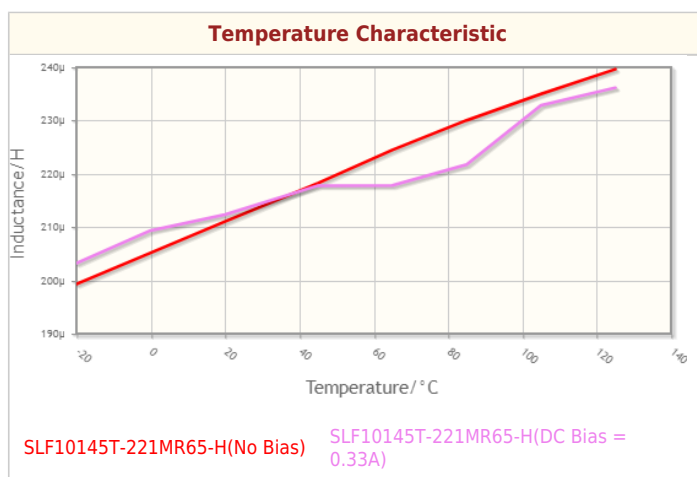
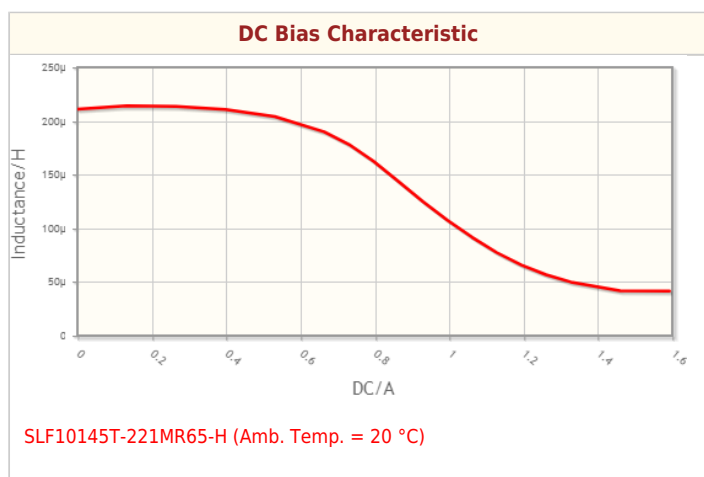
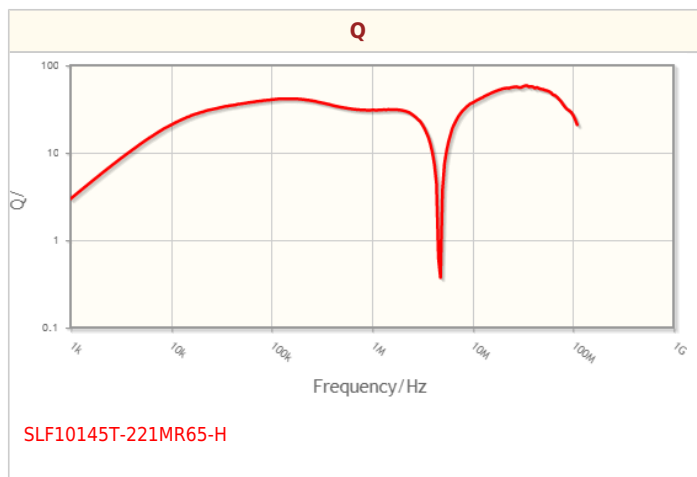
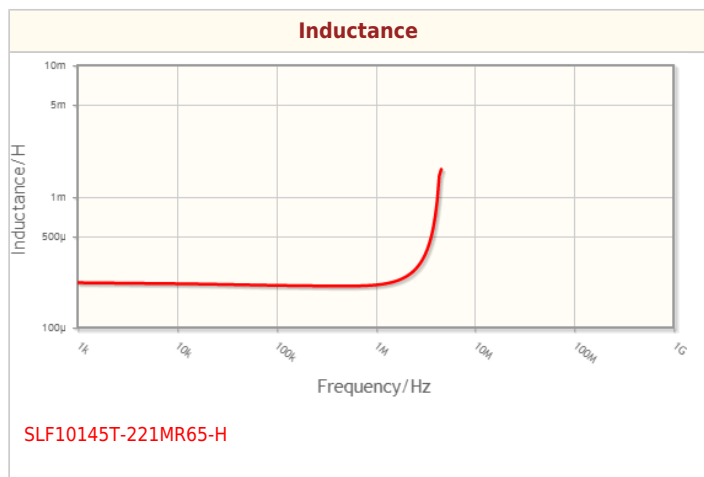
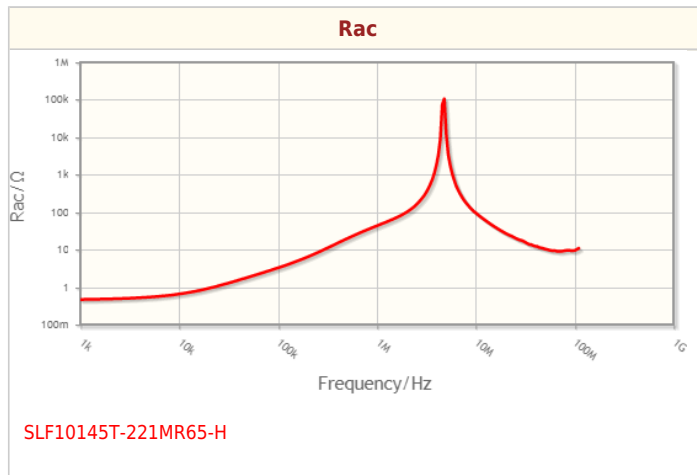
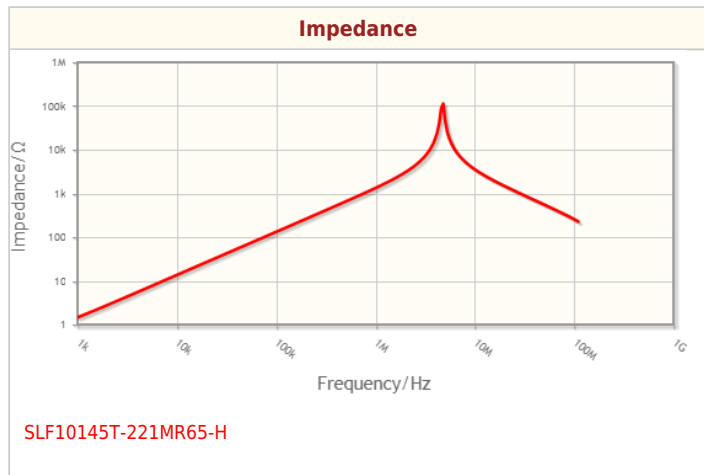
Size	
Length(L)	10.10mm ±0.30mm
Width(W)	10.10mm ±0.30mm
Thickness Height	4.50mm ±0.30mm
Recommended Land Pattern (A)	2.50mm Nom.
Recommended Land Pattern (B)	5.60mm Nom.
Recommended Land Pattern (C)	3.20mm Nom.

Electrical Characteristics	
Inductance	220μH ±20% at 1kHz
Rated Current (L Change) [Typ.]	
Rated Current (L Change) [Max.]	650mA (10% Down)
Rated Current (Temperature Rise) [Typ.]	700mA (30°C Rise)
Rated Current (Temperature Rise) [Max.]	
DC Resistance [Typ.]	470mΩ
DC Resistance [Max.]	564mΩ
Self Resonant Frequency [Min.]	
Self Resonant Frequency [Typ.]	
Q [Min.]	
Q [Typ.]	

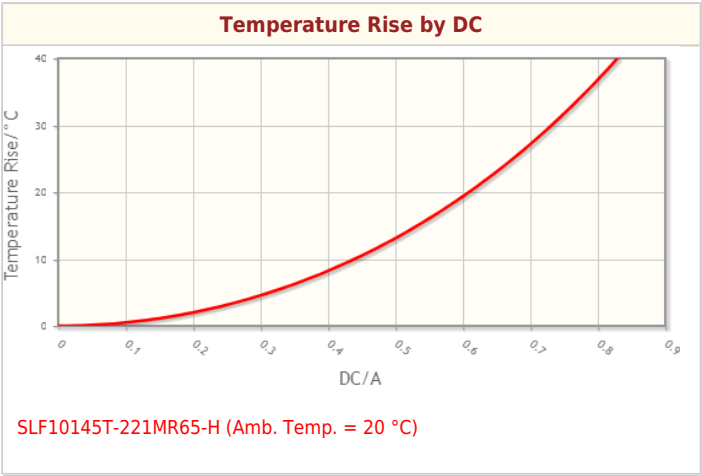
Other	
Operating Temp. Range (Including Self-Temp. Rise)	-40 to 125°C
Soldering Method	Reflow
	Iron Soldering
AEC-Q200	YES
Packing	Embossed (Plastic)Taping [330mm Reel, Tape width 24mm]
Package Quantity	500pcs
Weight	1.4g

! Images are for reference only and show exemplary products.
! This PDF document was created based on the data listed on the TDK Corporation website.
! All specifications are subject to change without notice.

Characteristic Graphs(This is reference data, and does not guarantee the products characteristics.)



Characteristic Graphs(This is reference data, and does not guarantee the products characteristics.)



Associated Images

