

<b>Applications</b>	Commercial Grade
<b>Feature</b>	<b>Multilayer</b> Multilayer <b>Non-Mag Core</b> Non-Magnetic Core (Dielectric Ceramic) <b>Super High Q</b> Super High Q
<b>Series   Type</b>	MHQ-P
<b>Status</b>	Production
<b>Brand</b>	TDK



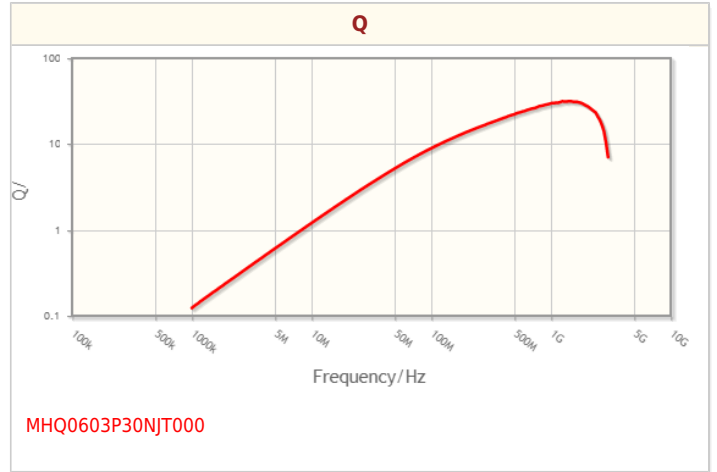
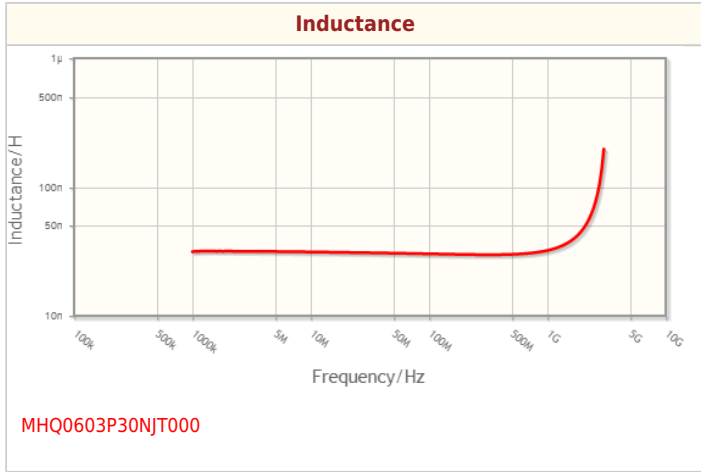
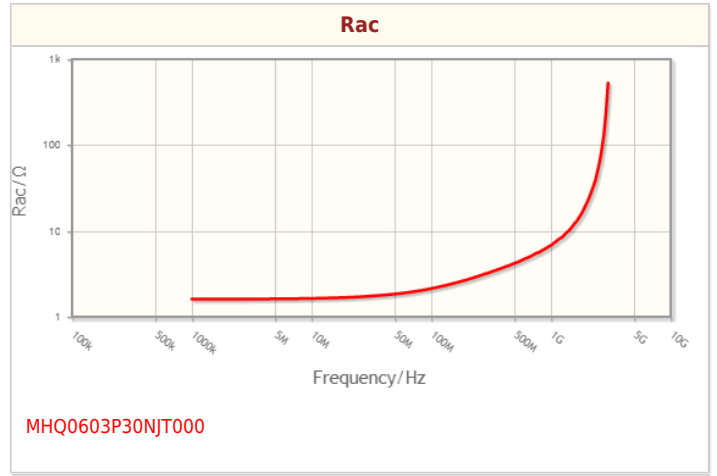
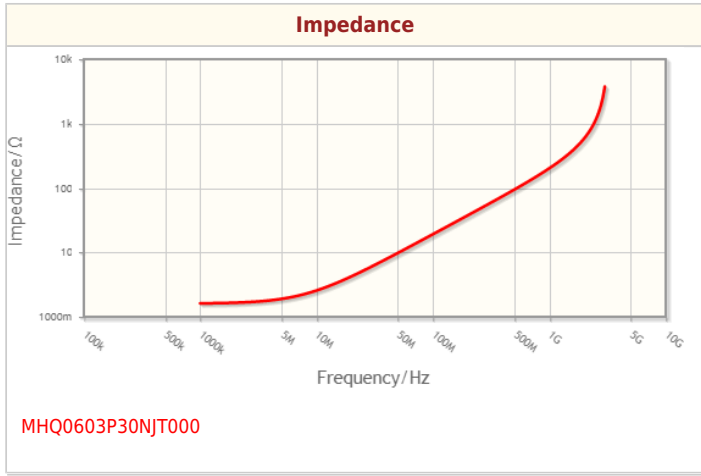
Size	
Length(L)	0.65mm ±0.05mm
Width(W)	0.35mm ±0.05mm
Thickness   Height	0.35mm ±0.05mm
Recommended Land Pattern (A)	0.25mm Nom.
Recommended Land Pattern (B)	0.30mm Nom.
Recommended Land Pattern (C)	0.30mm Nom.

Electrical Characteristics	
Inductance	30nH ±5% at 500MHz
Rated Current	160mA
DC Resistance [Typ.]	1.98Ω
DC Resistance [Max.]	2.7Ω
Self Resonant Frequency [Min.]	1.9GHz
Self Resonant Frequency [Typ.]	2.7GHz
Q [Min.]	16 at 500MHz
Q [Typ.]	

Other	
Operating Temp. Range (Including Self-Temp. Rise)	-55 to 125°C
Soldering Method	Reflow
AEC-Q200	NO
Packing	Punched (Paper)Taping [180mm Reel, Tape width 8mm]
Package Quantity	15000pcs
Weight	0.0002g

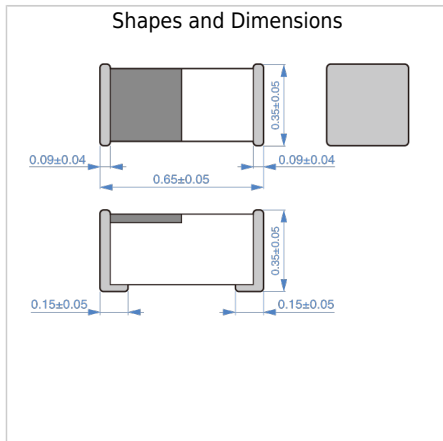
! Images are for reference only and show exemplary products.  
! This PDF document was created based on the data listed on the TDK Corporation website.  
! All specifications are subject to change without notice.

Characteristic Graphs(This is reference data, and does not guarantee the products characteristics.)



! Images are for reference only and show exemplary products.  
! This PDF document was created based on the data listed on the TDK Corporation website.  
! All specifications are subject to change without notice.

## Associated Images



! Images are for reference only and show exemplary products.

! This PDF document was created based on the data listed on the TDK Corporation website.

! All specifications are subject to change without notice.