


<b>Applications</b>	Commercial Grade
<b>Feature</b>	No Directivity
	Wire Wound
	Magnetic Shield
	Ferrite Core
<b>Series   Type</b>	GLF
<b>Status</b>	Obsolete Recommended Alternate Part No. : <a href="#">MLZ1608A1R0WT000</a> (Interchangeability is not guaranteed.)
	Discontinue Issue Date : Apr.27, 2011
	Last Purchase Order Date : Jun.30, 2012
	Last Shipment Date : Sep.30, 2012
<b>Brand</b>	TDK



Size	
Length(L)	1.60mm Nom.
Width(W)	0.80mm Nom.
Thickness   Height	0.80mm ±0.20mm
Recommended Land Pattern (A)	0.70mm Nom.
Recommended Land Pattern (B)	0.70mm Nom.
Recommended Land Pattern (C)	0.70mm Nom.

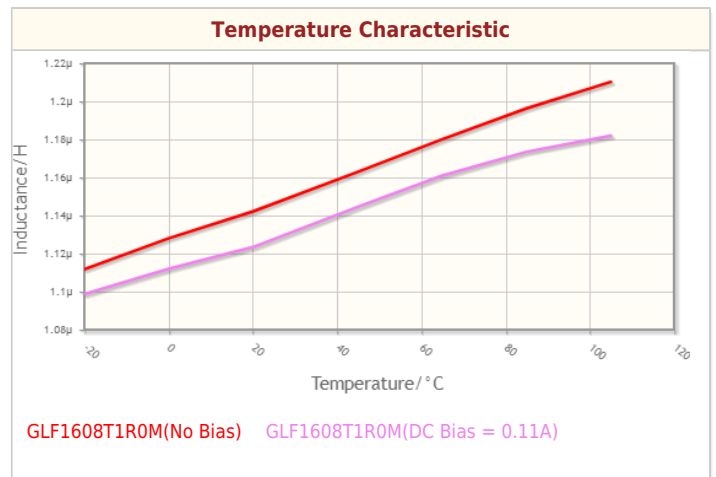
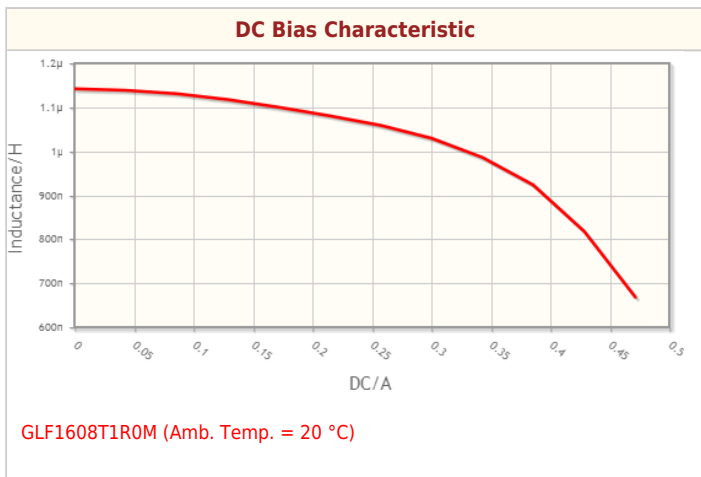
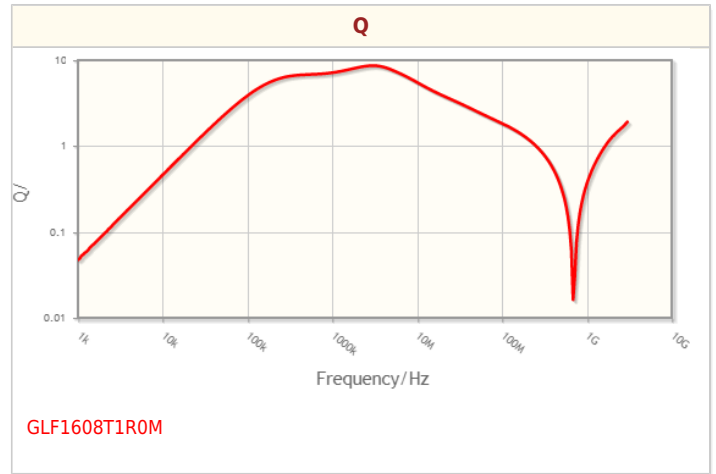
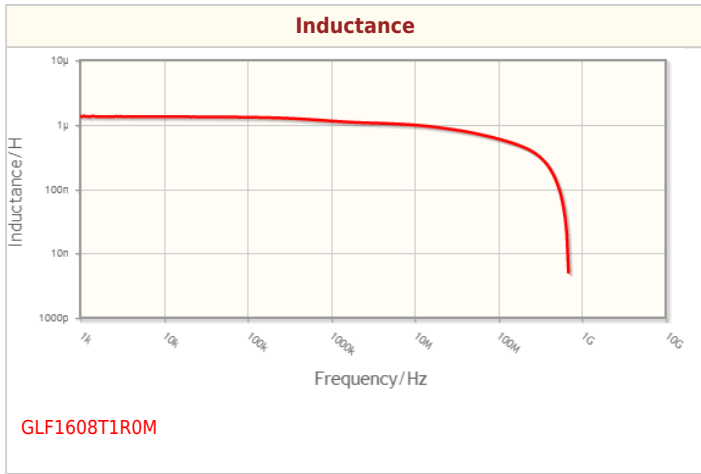
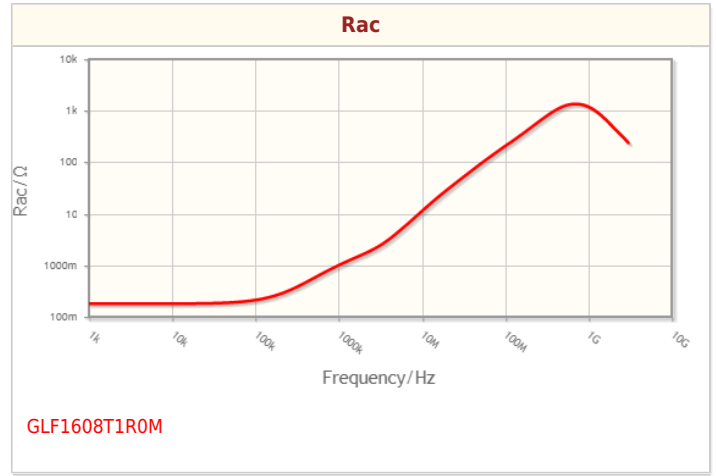
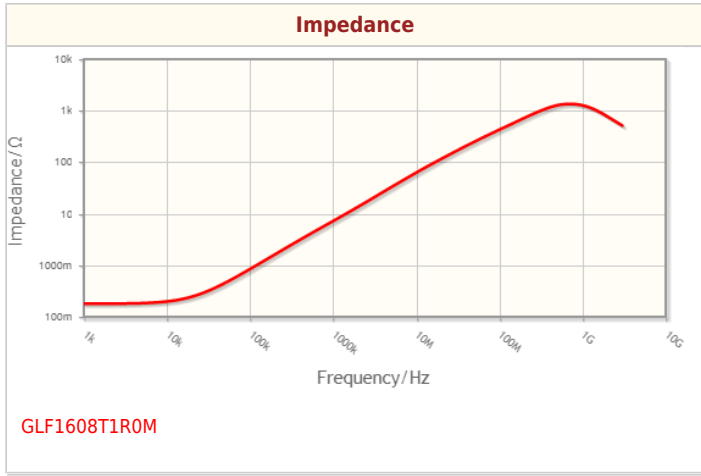
Electrical Characteristics	
Inductance	1μH ±20% at 7.96MHz
Rated Current (L Change) [Typ.]	
Rated Current (L Change) [Max.]	220mA (30% Down)
Rated Current (Temperature Rise) [Typ.]	
Rated Current (Temperature Rise) [Max.]	400mA (20°C Rise)
DC Resistance [Typ.]	170mΩ
DC Resistance [Max.]	221mΩ
Self Resonant Frequency [Min.]	
Self Resonant Frequency [Typ.]	
Q [Min.]	
Q [Typ.]	

Other	
Operating Temp. Range (Including Self-Temp. Rise)	-40 to 105°C
Soldering Method	Wave (Flow)
	Reflow
	Iron Soldering
AEC-Q200	NO
Packing	Punched (Paper)Taping [180mm Reel]

Package Quantity	4000pcs
Weight	0.005g

! Images are for reference only and show exemplary products.  
! This PDF document was created based on the data listed on the TDK Corporation website.  
! All specifications are subject to change without notice.

Characteristic Graphs(This is reference data, and does not guarantee the products characteristics.)



! Images are for reference only and show exemplary products.  
! This PDF document was created based on the data listed on the TDK Corporation website.  
! All specifications are subject to change without notice.

## Associated Images

