

MLK1005SR20JT000



<b>Applications</b>	Commercial Grade
<b>Feature</b>	<p> No Directivity</p> <p> Multilayer</p> <p> Non-Magnetic Core (Dielectric Ceramic)</p> <p> High SRF</p>
<b>Series   Type</b>	MLK
<b>Status</b>	Production
<b>Brand</b>	TDK



Size	
Length(L)	1.00mm ±0.10mm
Width(W)	0.50mm ±0.10mm
Thickness   Height	0.50mm ±0.10mm
Recommended Land Pattern (A)	0.50mm Nom.
Recommended Land Pattern (B)	0.40mm Nom.
Recommended Land Pattern (C)	0.50mm Nom.

Electrical Characteristics	
Inductance	200nH ±5% at 100MHz
Rated Current	70mA
DC Resistance [Typ.]	4.56Ω
DC Resistance [Max.]	6.2Ω
Self Resonant Frequency [Min.]	1.1GHz
Self Resonant Frequency [Typ.]	1.5GHz
Q [Min.]	6 at 100MHz
Q [Typ.]	8 at 100MHz

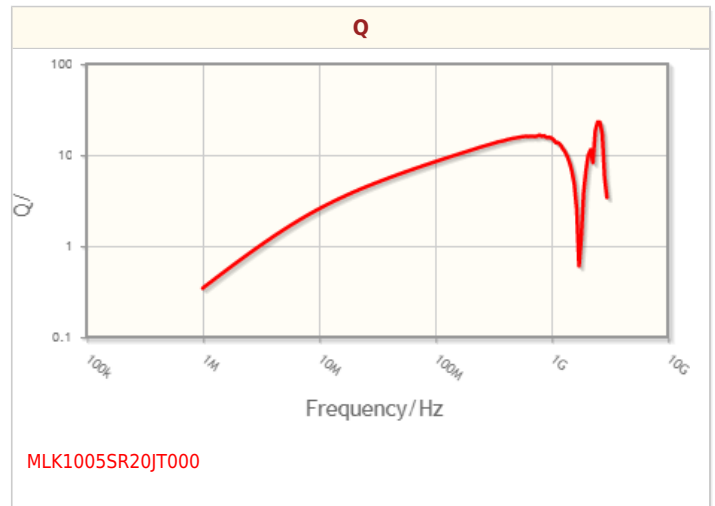
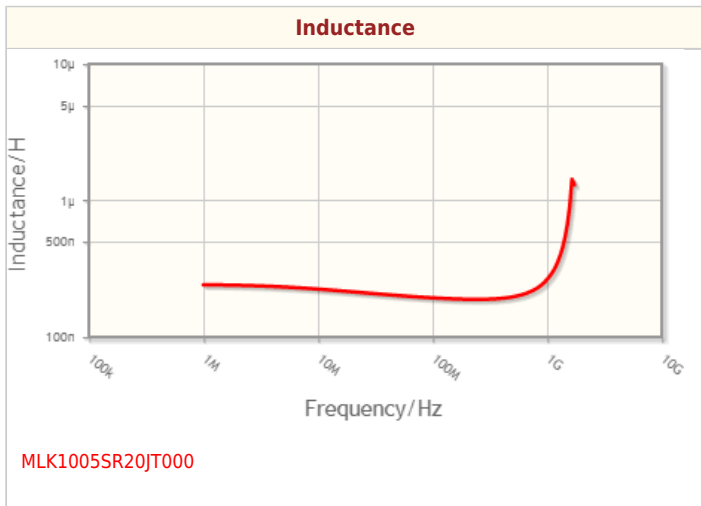
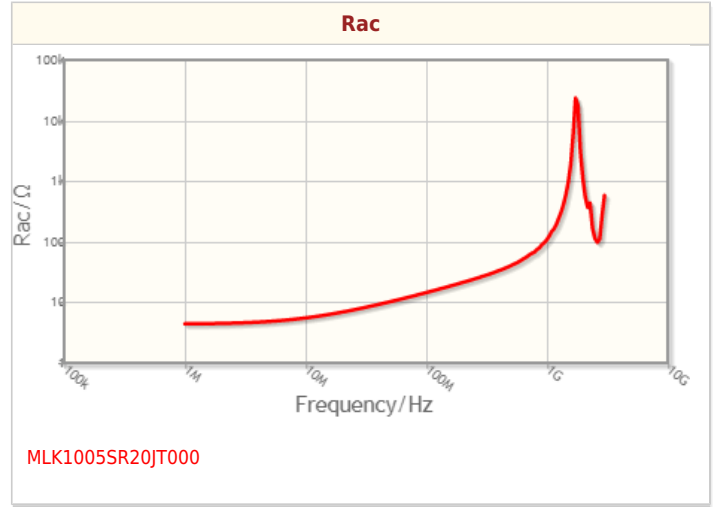
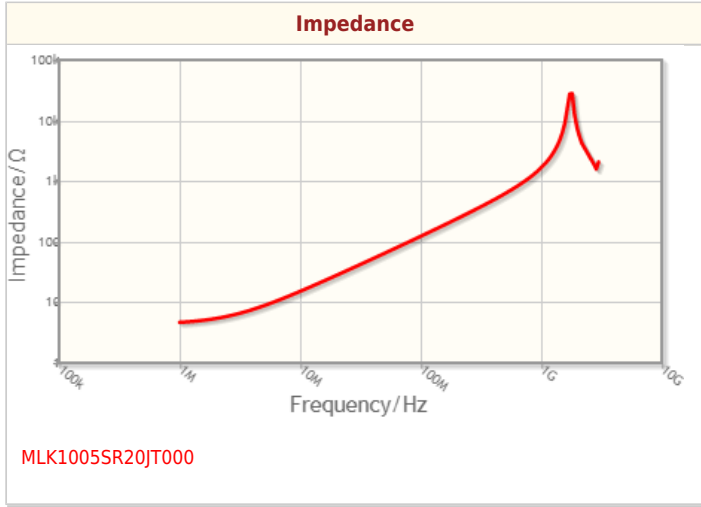
Other	
Operating Temp. Range (Including Self-Temp. Rise)	-55 to 125°C
Soldering Method	Reflow Iron Soldering
AEC-Q200	No
Packing	Punched (Paper)Taping [180mm Reel]
Package Quantity	10000pcs
Weight	0.001g

! Images are for reference only and show exemplary products.  
! This PDF document was created based on the data listed on the TDK Corporation website.  
! All specifications are subject to change without notice.

MLK1005SR20JT000



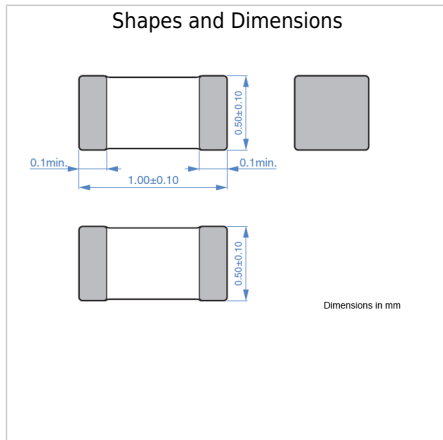
Characteristic Graphs(This is reference data, and does not guarantee the products characteristics.)



! Images are for reference only and show exemplary products.  
! This PDF document was created based on the data listed on the TDK Corporation website.  
! All specifications are subject to change without notice.



## Associated Images



! Images are for reference only and show exemplary products.  
! This PDF document was created based on the data listed on the TDK Corporation website.  
! All specifications are subject to change without notice.