

Features

- High resistance to heat and humidity
- Resistance to mechanical shock and pressure
- Accurate dimensions for automatic surface mounting
- Wide impedance range

Applications

- Power supply lines
- IC power lines
- Signal lines

MG, MU, MZ Series High Impedance Chip Ferrite Beads

Electrical Specifications

Model Number	Impedance (Ω) at 100MHz	RDC (Ω) Max.	IDC (mA) Max.
MG3261-151Y	150 ± 25%	0.30	300
MG3261-301Y	300 ± 25%	0.30	300
MU3261-301Y	300 ± 25%	0.30	300
MU3261-601Y	600 ± 25%	0.30	200
MZ3261-601Y	600 ± 25%	0.30	200
MZ3261-122Y	1200 ± 25% (at 50 MHz)	0.50	100
MU3261-122Y	1200 ± 25% (at 50 MHz)	0.50	100
MZ3261-202Y	2000 ± 25% (at 30 MHz)	0.60	100
MU3261-202Y	2000 ± 25% (at 30 MHz)	0.60	100
MG2029-400Y	40 ± 25%	0.20	300
MG2029-800Y	80 ± 25%	0.20	300
MG2029-121Y	120 ± 25%	0.25	300
MU2029-221Y	220 ± 25%	0.30	200
MU2029-301Y	300 ± 25%	0.30	200
MZ2029-601Y	600 ± 25%	0.40	100
MZ2029-102Y	1000 ± 25%	0.45	100
MG2029-152Y	1500 ± 25%	0.55	100
MG2029-202Y	2000 ± 25%	0.60	50
MG1608-400Y	40 ± 25%	0.30	300
MG1608-800Y	80 ± 25%	0.30	300
MG1608-121Y	120 ± 25%	0.30	200
MU1608-221Y	220 ± 25%	0.30	200
MU1608-301Y	300 ± 25%	0.35	150
MZ1608-601Y	600 ± 25%	0.45	100
MZ1608-102Y	1000 ± 25%	0.60	100
MG1608-152Y	1500 ± 25%	0.70	50
MG1608-202Y	2000 ± 25%	0.80	50

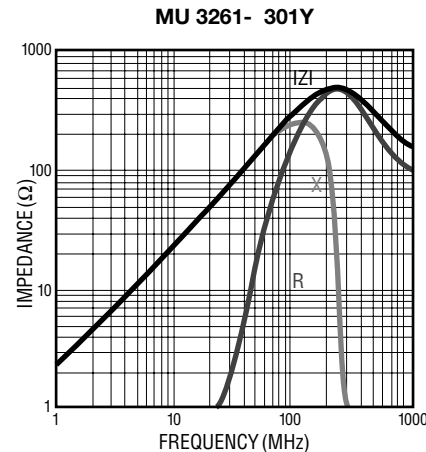
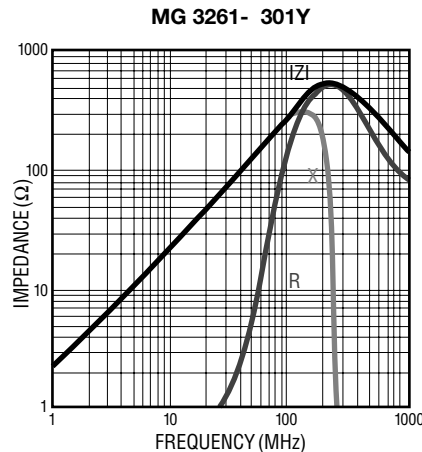
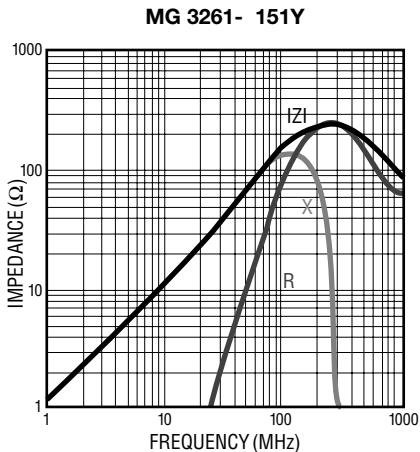
General Specifications

Operating Temperature ...-55°C to +125°C
 Storage Temperature.....-55°C to +125°C
 Storage Condition
+40°C max. at 70% RH
 Reflow Soldering
230°C, 10 seconds max.
 Resistance to Soldering Heat
260°C, 5 seconds
 Rated CurrentBased on max. temperature rise of +40°C
 Terminal Strength
 (Force "F" applied for 30 seconds)
 3261 Series1.0 F (Kg)
 2029 Series0.6 F (Kg)
 1608 Series0.5 F (Kg)

Materials

Core MaterialFerrite
 Internal ConductorAg or Ag/Pd
 Terminal ElectrodeAg, Cu/Ni, Sn/Pb

Electrical Specifications (continued)



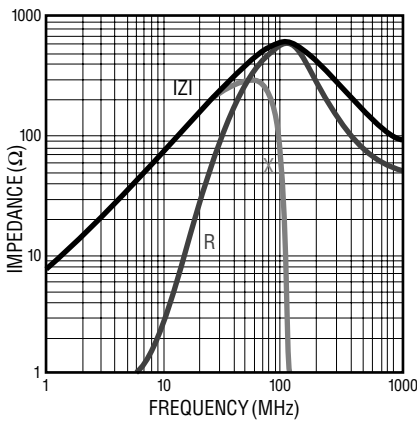
Specifications are subject to change without notice.

MG, MU, MZ Series High Impedance Chip Ferrite Beads

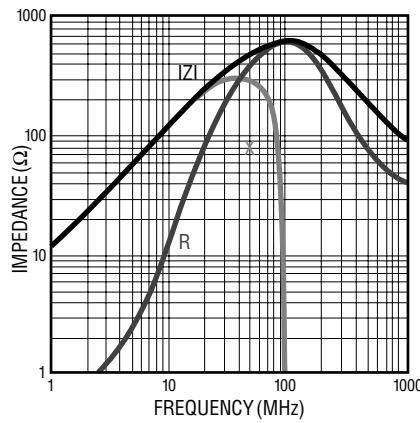
BOURNS®

Electrical Specifications (continued)

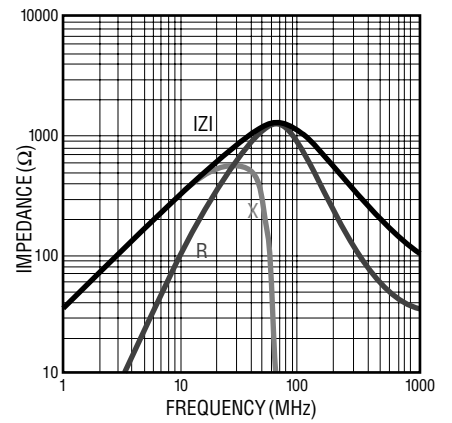
MU 3261- 601Y



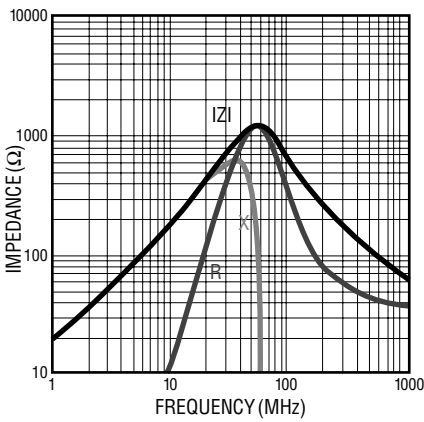
MZ 3261- 601Y



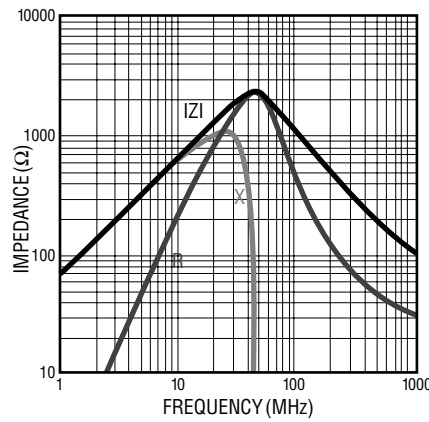
MZ 3261- 122Y



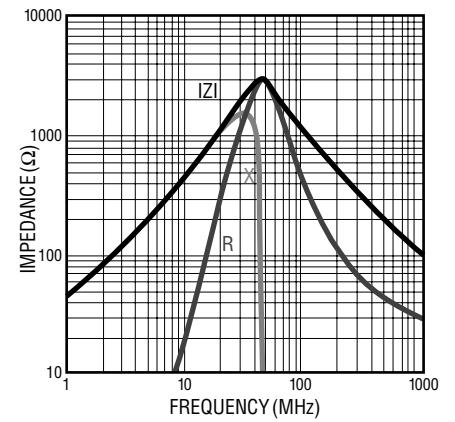
MU 3261- 122Y



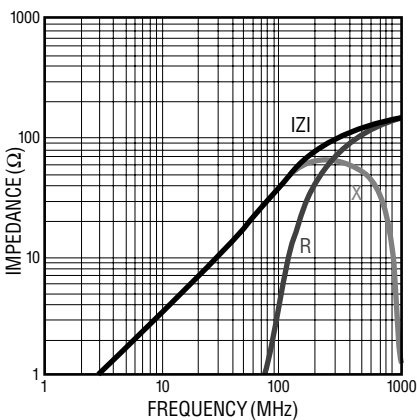
MZ 3261- 202Y



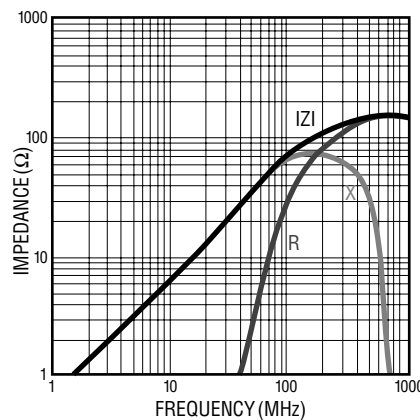
MU 3261- 202Y



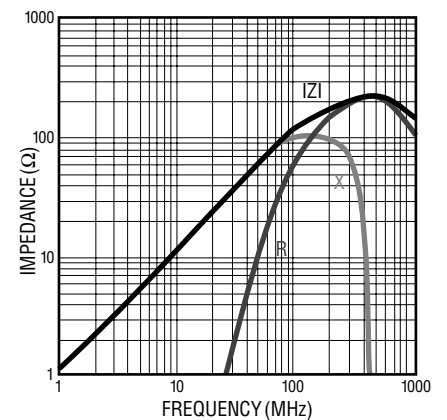
MG 2029- 400Y



MG 2029- 800Y



MG 2029- 121Y



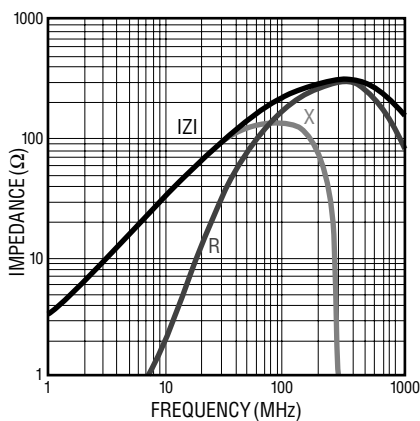
Specifications are subject to change without notice.

MG, MU, MZ Series High Impedance Chip Ferrite Beads

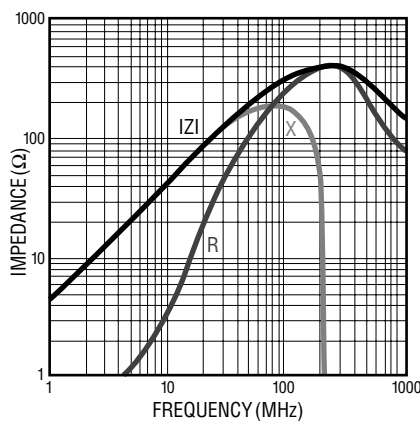
BOURNS®

Electrical Specifications (continued)

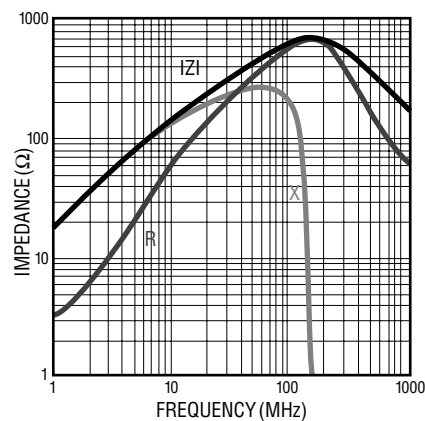
MU 2029- 221Y



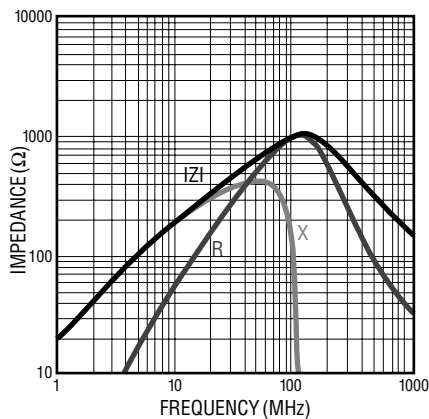
MU 2029- 301Y



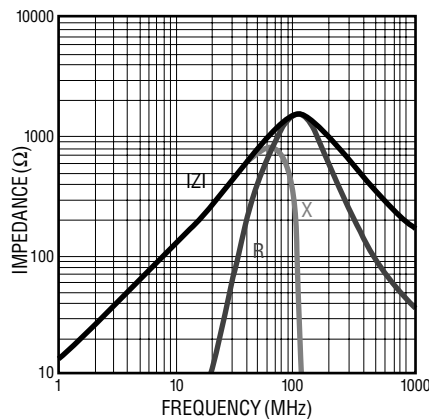
MZ 2029- 601Y



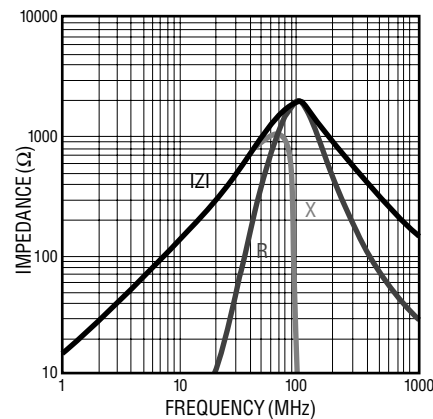
MZ 2029- 102Y



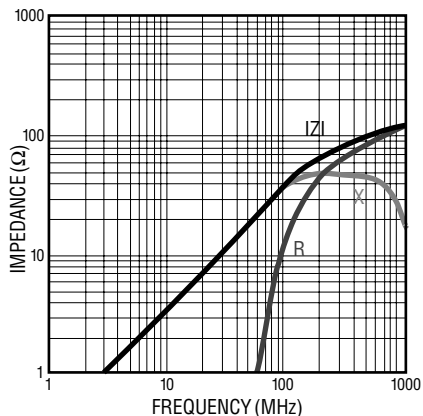
MG 2029- 152Y



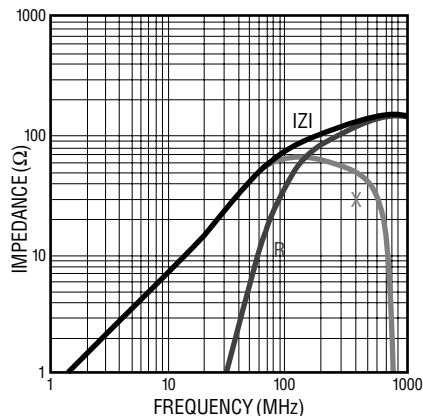
MG 2029- 202Y



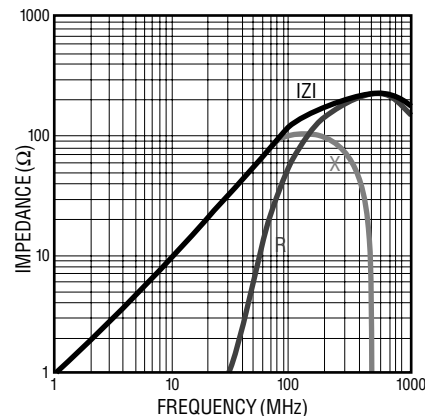
MG 1608- 400Y



MG 1608- 800Y



MG 1608- 121Y



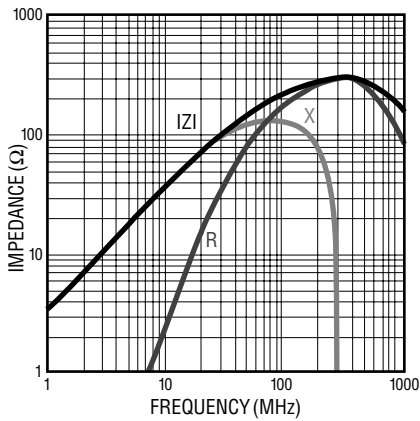
Specifications are subject to change without notice.

MG, MU, MZ Series High Impedance Chip Ferrite Beads

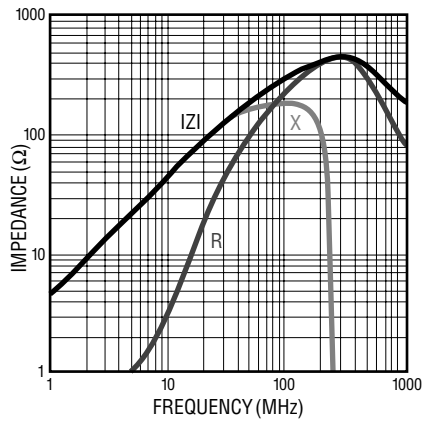
BOURNS®

Electrical Specifications (continued)

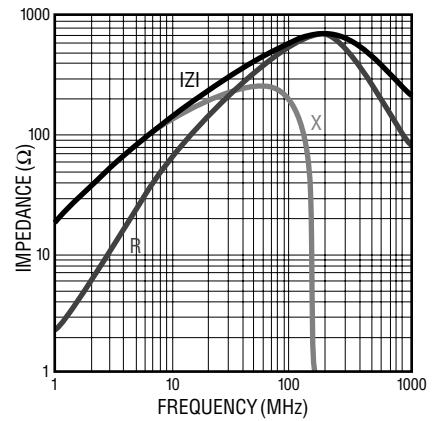
MU 1608- 221Y



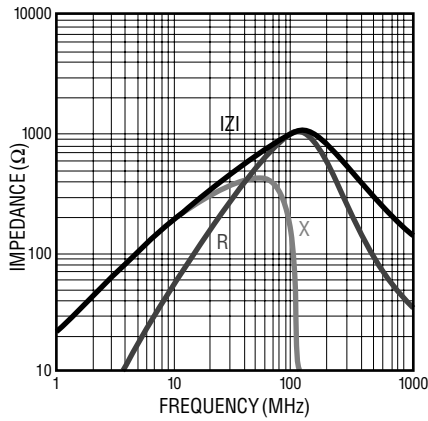
MU 1608- 301Y



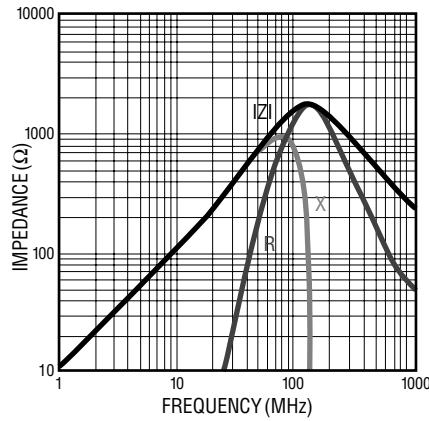
MZ 1608- 601Y



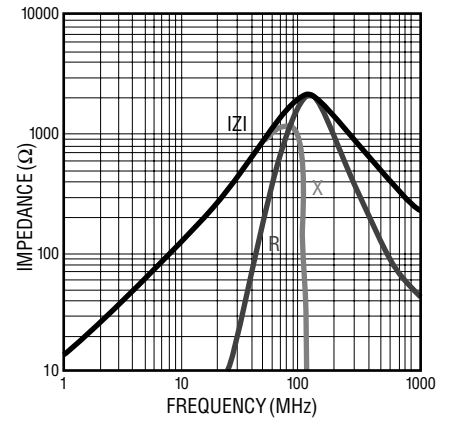
MZ 1608- 102Y



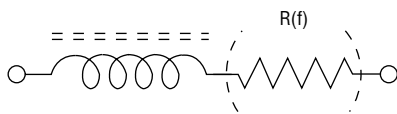
MG 1608- 152Y



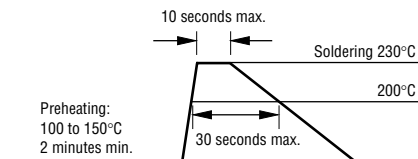
MG 1608- 202Y



Equivalent Circuit



Recommended Soldering

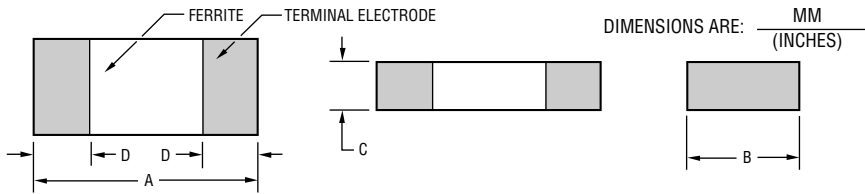


Specifications are subject to change without notice.

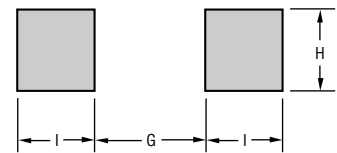
MG, MU, MZ Series High Impedance Chip Ferrite Beads

BOURNS®

Product Dimensions

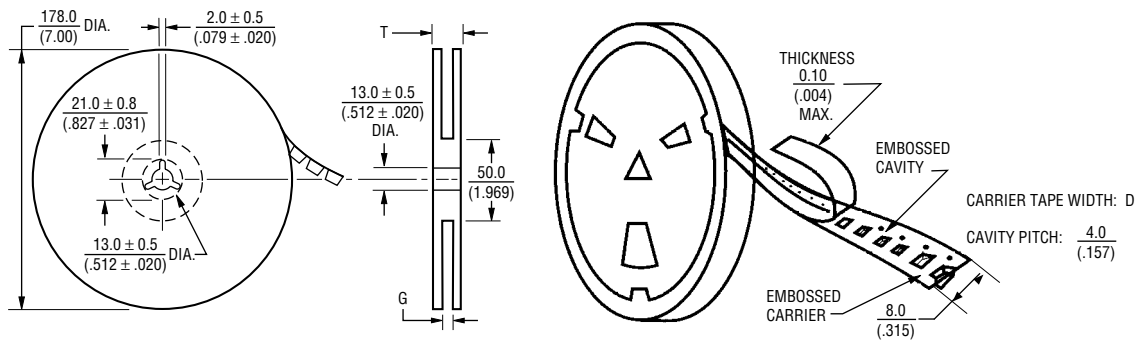


Recommended Land Pattern



Series	A	B	C	D	G	H	I
3261	$\frac{3.2 \pm 0.2}{(.126 \pm .008)}$	$\frac{1.6 \pm 0.2}{(.063 \pm .008)}$	$\frac{1.1 \pm 0.2}{(.043 \pm .008)}$	$\frac{0.5 \pm 0.2}{(.020 \pm .008)}$	$\frac{2.0}{(.079)}$	$\frac{1.4}{(.053)}$	$\frac{1.1}{(.043)}$
2029	$\frac{2.0 \pm 0.2}{(.079 \pm .008)}$	$\frac{1.2 \pm 0.2}{(.047 \pm .008)}$	$\frac{0.9 \pm 0.2}{(.035 \pm .008)}$	$\frac{0.5 \pm 0.2}{(.020 \pm .008)}$	$\frac{1.0}{(.040)}$	$\frac{1.0}{(.040)}$	$\frac{1.0}{(.040)}$
1608	$\frac{1.6 \pm 0.2}{(.063 \pm .008)}$	$\frac{0.8 \pm 0.2}{(.031 \pm .008)}$	$\frac{0.8 \pm 0.2}{(.031 \pm .008)}$	$\frac{0.5 \pm 0.2}{(.020 \pm .008)}$	$\frac{0.7}{(.028)}$	$\frac{0.7}{(.128)}$	$\frac{0.7}{(.128)}$

Reel Dimensions



Series	Pcs. per Reel	Gross Weight (g)	D	G	T
3261	3,000	150	$\frac{8.0}{(.315)}$	$\frac{10.0 + 0}{(.394 + 0)}$	$\frac{12.5}{(.492)}$
2029	4,000	120	$\frac{8.0}{(.315)}$	$\frac{10.0 + 0}{(.394 + 0)}$	$\frac{12.5}{(.492)}$
1608	4,000	90	$\frac{8.0}{(.315)}$	$\frac{10.0 + 0}{(.394 + 0)}$	$\frac{12.5}{(.492)}$