


Applications	Commercial Grade
Feature	No Directivity
	Wire Wound
	Ferrite Core
Series Type	NLCV32-PF
Status	Production (Not Recommended for New Design)
	Recommended Alternate Part No. : NLCV32T-101K-EF (Interchangeability is not guaranteed.)
Brand	TDK



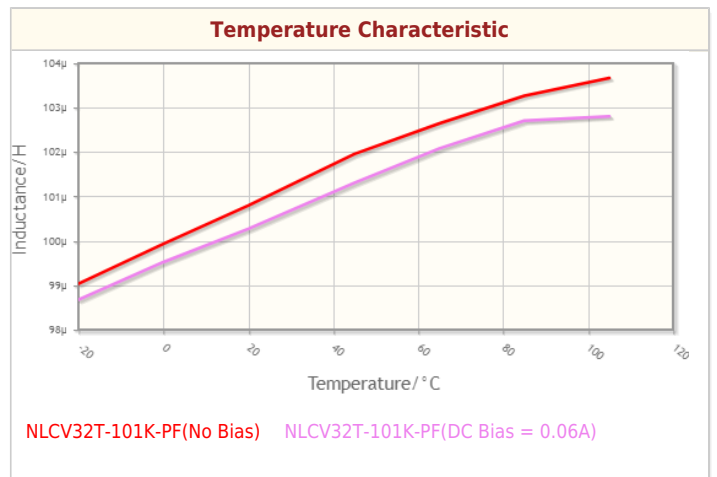
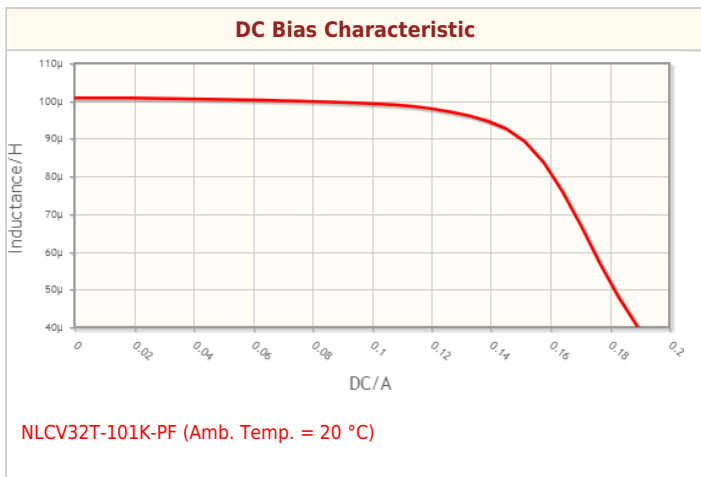
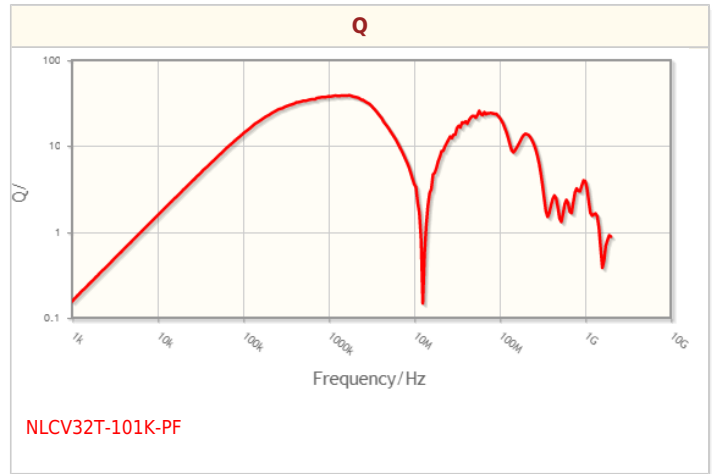
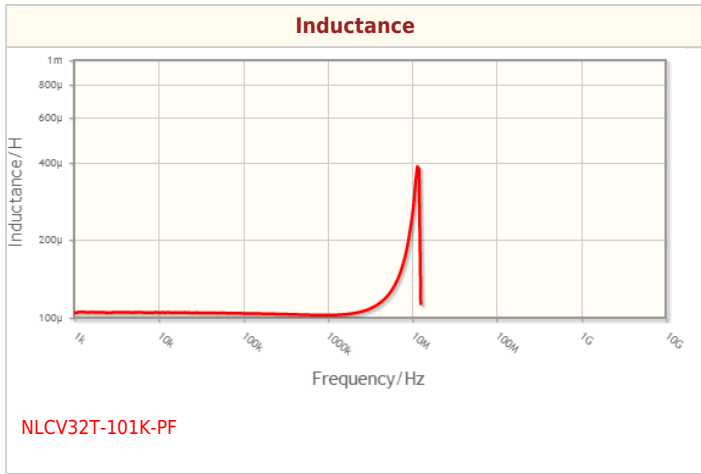
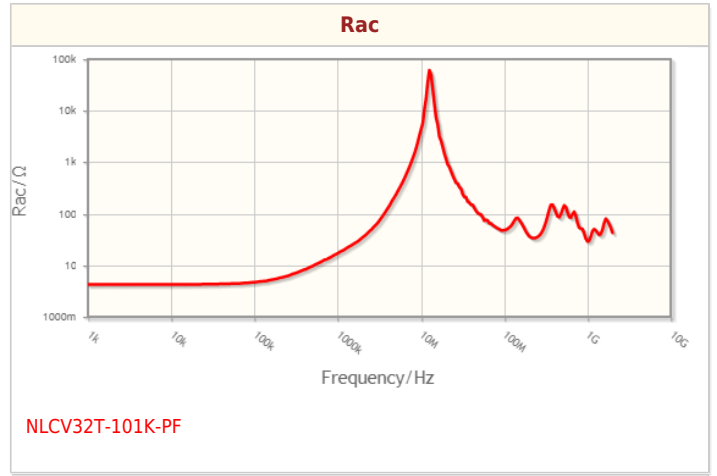
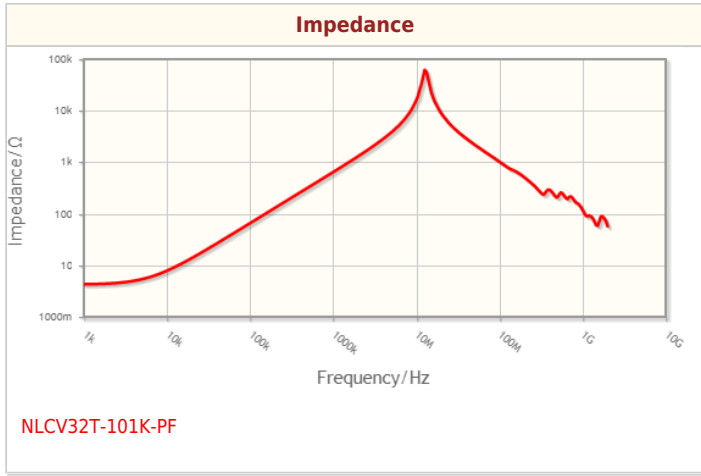
Size	
Length(L)	3.20mm ±0.20mm
Width(W)	2.50mm ±0.20mm
Thickness Height	2.20mm ±0.20mm
Recommended Land Pattern (A)	1.20mm Nom.
Recommended Land Pattern (B)	2.00mm Nom.
Recommended Land Pattern (C)	2.00mm Nom.

Electrical Characteristics	
Inductance	100µH ±10% at 796kHz
Rated Current	120mA
DC Resistance [Typ.]	3.7Ω
DC Resistance [Max.]	4.81Ω
Self Resonant Frequency [Min.]	10MHz
Self Resonant Frequency [Typ.]	
Q [Min.]	
Q [Typ.]	15 at 796kHz

Other	
Operating Temp. Range (Including Self-Temp. Rise)	-40 to 105°C
Soldering Method	Wave (Flow)
	Reflow
	Iron Soldering
AEC-Q200	NO
Packing	Embossed (Plastic)Taping [180mm Reel]
Package Quantity	2000pcs
Weight	0.05g

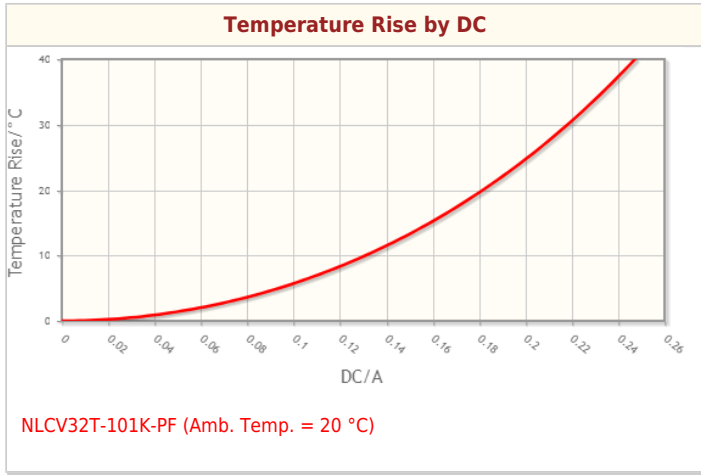
! Images are for reference only and show exemplary products.
! This PDF document was created based on the data listed on the TDK Corporation website.
! All specifications are subject to change without notice.

Characteristic Graphs(This is reference data, and does not guarantee the products characteristics.)



! Images are for reference only and show exemplary products.
! This PDF document was created based on the data listed on the TDK Corporation website.
! All specifications are subject to change without notice.

Characteristic Graphs(This is reference data, and does not guarantee the products characteristics.)



! Images are for reference only and show exemplary products.
! This PDF document was created based on the data listed on the TDK Corporation website.
! All specifications are subject to change without notice.

Associated Images

