

Features

- TO-247 housing
- Low inductance
- High power rating
- Ceramic back plate
- Compatible with lead free solder reflow temperatures
- AEC-Q200 compliant

- RoHS compliant*

Applications

- Power supplies
- Motor drives
- Test and measurement
- Rectifiers

PWR247T-100 Series Power Resistor

General Information

The Bourns® PWR247T-100 Series is a TO-247 style power resistor manufactured using thick film on alumina ceramic technology. This product is used in current limiting, capacitor discharge or current measurement circuits in power supplies for telecom and industrial applications.

Electrical & Thermal Characteristics

Parameter	Value(s)
Resistance Range (See Popular Resistance Values table)	0.05 Ω to 1M Ω
Power Rating @ 25 °C	100 W (1)
Resistance Tolerance	$\pm 1\%$ (2), $\pm 5\%$
Temperature Coefficient @ -55 °C to +125 °C 0.015 $\Omega \leq R \leq 0.1 \Omega$ 0.1 $\Omega \leq R \leq 20 \Omega$ R > 20 Ω	± 600 PPM/°C ± 200 PPM/°C ± 100 PPM/°C
Thermal Resistance - R _{thj}	1.5 °C/W
Inductance	0.1 μ H maximum
Dielectric Strength	3 kV AC for 1 minute
Insulation Resistance	10 G Ω
Operating Voltage	$\sqrt{P \cdot R}$ with a maximum of 500 V
Operating Temperature Range	-55 °C to +175 °C

(1) Power rating of 3.5 W @ free air (no heat sink).

(2) For resistances $\leq 0.05 \Omega$, tolerance = $\pm 5\%$.

Environmental Characteristics

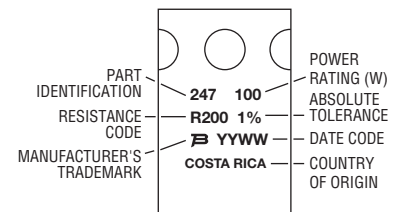
Characteristic	Test Condition	Δ TR Max.
Short Term Overload	2x Pr for R < 2 Ω , 1.6 x Pr for R $\geq 2 \Omega$, V < 1.5 x Operating Voltage	$\pm 0.5\% \pm 0.005 \Omega$
High Temperature Exposure	+175 °C, 1000 hours, No load	$\pm 0.25\% \pm 0.005 \Omega$
Temperature Cycling	-55 °C to +155 °C, Dwell Time: 30 minutes, 1000 cycles	$\pm 1\% \pm 0.005 \Omega$
Biased Humidity	1000 hours, 85 °C, 85 % R.H.	$\pm 1\% \pm 0.005 \Omega$
Operational Life	1000 hours, 125 °C, 5.72 watts	$\pm 1\% \pm 0.005 \Omega$
Terminal Strength	MIL-STD-202-211	$\pm 0.2\% \pm 0.005 \Omega$
Resistance to Solvents	MIL-STD-202 Method 215	Pass/Fail
Shock Vibration	100 G, 6 ms 5 G, 0.5 inch, 10-2000 Hz, 12 cycles	$\pm 0.5\% \pm 0.005 \Omega$
Resistance to Soldering Heat	+260 °C / 10 seconds	$\pm 0.5\% \pm 0.005 \Omega$
Flame Retardancy	9.0 to 32.0 VDC in 1 hour, 3.0 seconds max., +350 °C for 10 seconds max.	Pass/Fail
ESD	AEC-Q200-002	$\pm 1\% \pm 0.005 \Omega$
Solderability	J-STD-002	95 % coverage min.

Popular Resistance Values

Code	Resistance Value
R050	0.05 Ω
R100	0.1 Ω
R200	0.2 Ω
1R00	1.0 Ω
2R00	2.0 Ω
2R70	2.7 Ω
3R30	3.3 Ω
7R50	7.5 Ω
10R0	10.0 Ω
15R0	15.0 Ω
20R0	20.0 Ω
47R0	47.0 Ω
1000	100 Ω

Other resistance values available upon request.

Typical Part Marking



Material Characteristics

Resistor Thick film
Substrate Alumina (AL203)
Housing Epoxy
Pins Tinned Copper (Sn/Cu)
Flammability Conforms to UL-94V0
Moisture Sensitivity Level 1
ESD Classification (HBM) 6

Packaging

..... 20 pcs./tube

*RoHS Directive 2015/863, Mar 31, 2015 and Annex.

Specifications are subject to change without notice.

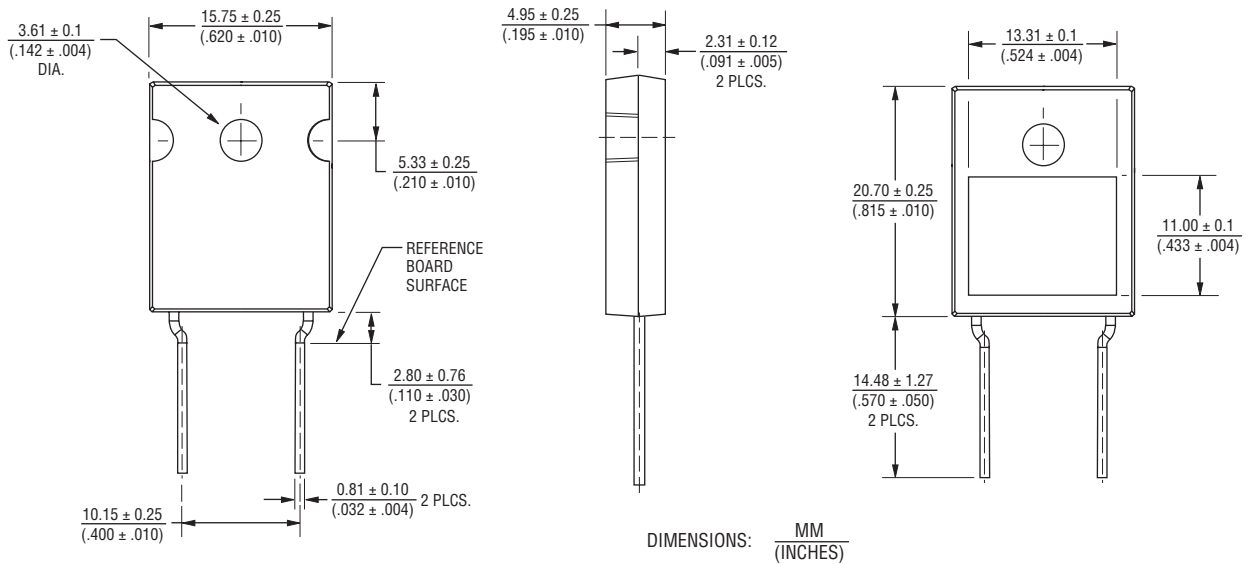
The device characteristics and parameters in this data sheet can and do vary in different applications and actual device performance may vary over time.

Users should verify actual device performance in their specific applications.

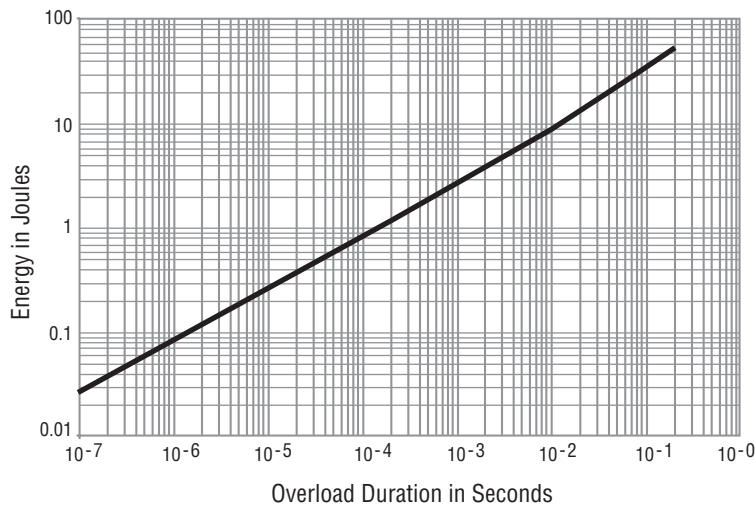
PWR247T-100 Series Power Resistor

BOURNS®

Product Dimensions



Pulse Power Rating



The energy absorbed by the resistor expressed in Joules can be calculated by multiplying the peak power of the pulse in watts times the length of the pulse in seconds.

The energy should not exceed the limits shown in the graph. The overload voltage should not exceed 1.5 times the maximum operating voltage.

How to Order

PWR 247 T - 100 - 10R0 J

Model _____
PWR = Power Resistor

Package _____
247 = TO-247 Style

Pin Style _____
T = Through-hole

Power _____
100 = 100 W

Resistance Value _____
<100 ohms ... "R" represents decimal point (examples: 7R50 = 7.5 Ω; R500 = 0.5 Ω)
≥100 ohms... First three digits are significant, fourth digit represents number of zeros to follow (examples: 2000 = 200 ohms; 3002 = 30K ohms)

Absolute Tolerance _____
F = 1 %
J = 5 %

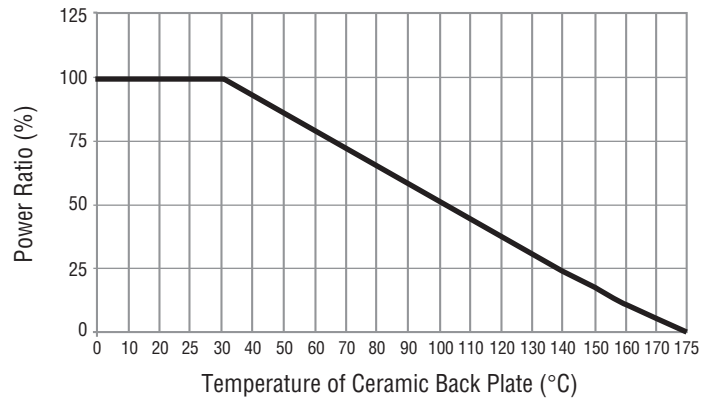
Specifications are subject to change without notice.

The device characteristics and parameters in this data sheet can and do vary in different applications and actual device performance may vary over time. Users should verify actual device performance in their specific applications.

PWR247T-100 Series Power Resistor

BOURNS®

Power Derating Curve



BOURNS®

Asia-Pacific: Tel: +886-2 2562-4117 • Email: asiacus@bourns.com

EMEA: Tel: +36 88 520 390 • Email: eurocus@bourns.com

The Americas: Tel: +1-951 781-5500 • Email: americus@bourns.com

www.bourns.com

12/11/17

Specifications are subject to change without notice.

The device characteristics and parameters in this data sheet can and do vary in different applications and actual device performance may vary over time. Users should verify actual device performance in their specific applications.