

Metallized Polypropylene Film Capacitor

Type: **ECWH(C)**

Designed for high frequency and pulse applications.

■ Features

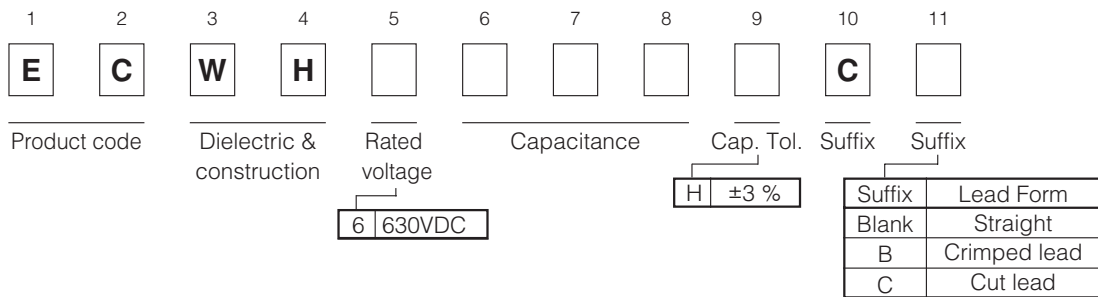
- Excellent electrical characteristics
- Low loss
- Flame-retardant epoxy resin coating
- RoHS directive compliant

■ Recommended Applications

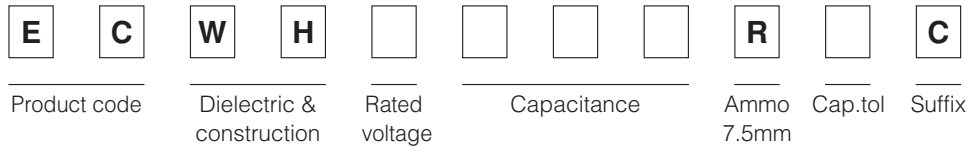
- General resonance circuit (630 VDC)
- Resonance circuits for microwave oven and IH cooker (630 VDC)
- Resonance circuits for microwave oven (630 VDC, 1250 VDC)
- General high voltage circuit (3000 VDC)



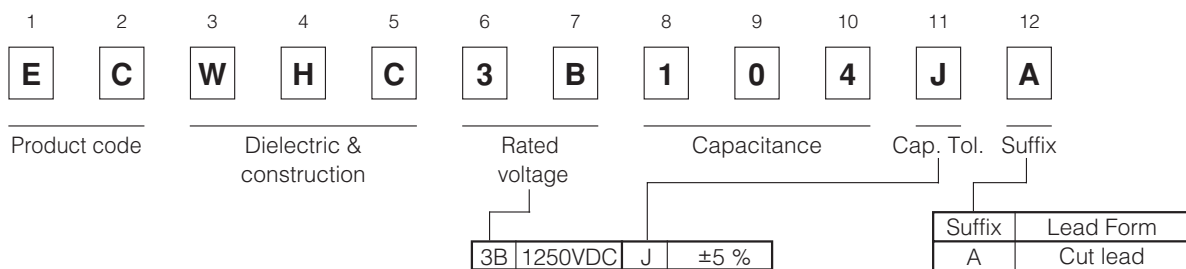
■ Explanation of Part Numbers (630 VDC)



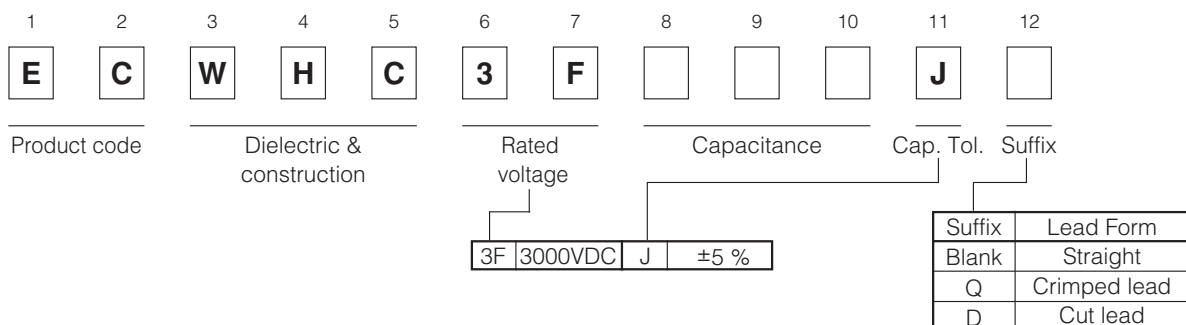
■ Explanation of Part Number for Odd Size Taping (630 VDC)



■ Explanation of Part Numbers (1250 VDC)



■ Explanation of Part Numbers (3000 VDC)



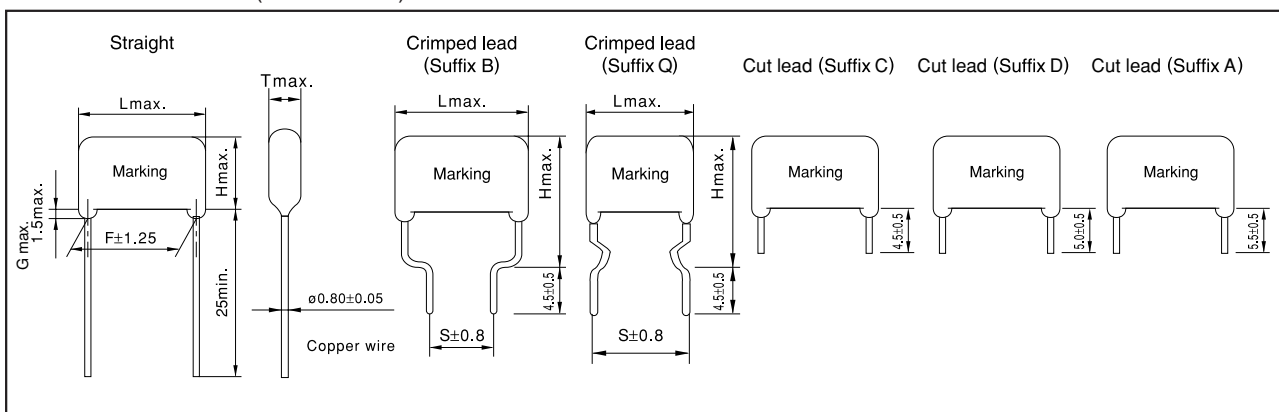
Design, Specifications are subject to change without notice. Ask factory for technical specifications before purchase and/or use. Whenever a doubt about safety arises from this product, please inform us immediately for technical consultation without fail.

Specifications

Category temp. range (Including temperature-rise on unit surface)	630 VDC	-40 °C to 105 °C : General resonance circuit
	1250 VDC	-40 °C to 85 °C : When using compulsive air cooling for a resonance circuit
	3000 VDC	-40 °C to 85 °C : General high voltage circuit
Rated voltage	630 VDC, 1250 VDC, 3000 VDC	
Capacitance range	630 VDC	0.18 μF to 0.33 μF
	1250 VDC	0.10 μF
	3000 VDC	0.0024 μF to 0.01 μF
Capacitance tolerance	630 VDC	±3 %(H)
	1250 VDC	±5 %(J)
	3000 VDC	±5 %(J)
Dissipation factor (tan δ)	630 VDC	tan δ ≤ 0.05 % (20 °C, 1 kHz), tan δ ≤ 0.1 % (20 °C, 10 kHz)
	1250 VDC	
	3000 VDC	tan δ ≤ 0.1 % (20 °C, 1 kHz), tan δ ≤ 0.1 % (20 °C, 10 kHz)
Withstand voltage	Between terminals : Rated volt. (VDC) × 150 % 60 s	
Insulation resistance (IR)	630 VDC	IR ≥ 9000 MΩ (20 °C , 500 VDC, 60 s)
	1250 VDC	
	3000 VDC	IR ≥ 50000 MΩ (20 °C , 500 VDC, 60 s)

* In case of applying voltage in alternating current (50 Hz or 60 Hz sine wave) to a capacitor with DC rated voltage, please refer to the page of "Permissible voltage (R.M.S) in alternating current corresponding to DC rated voltage".

Dimensions in mm (not to scale)

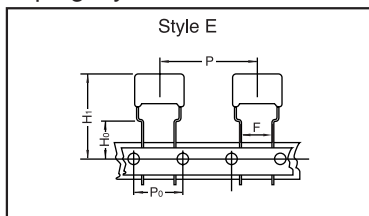


Packaging Specifications for Bulk Package

Packing quantity : 100 pcs./bag

Taping Specifications for Automatic Insertion

Taping style



*Refer to the page of taping specifications.

Packaging Specifications

Type	Rated volt.	Cap. range (μF)	Taping style						Packing
			AD	AS	B	C	D	E	
ECWH(C)	630 VDC	0.18 to 0.33						○	Ammo

Lead Spacing

Style	Lead Spacing
E	7.5 mm

*See the column "Rating, Dimensions & Quantity Box" for packing quantity.

Design, Specifications are subject to change without notice. Ask factory for technical specifications before purchase and/or use. Whenever a doubt about safety arises from this product, please inform us immediately for technical consultation without fail.

■ Rating & Dimensions

● Rated voltage : 630 VDC Capacitance tolerance : $\pm 3\%$ (H)

Part No.	Cap (μ F)	Dimensions (mm)								Min. order Q'ty		
		L _{max}	T _{max}	H _{max}		F	S		G _{max}	ϕ d	Taping 7.5 mm	Bulk
				Straight	Crimped lead (Suffix B)		Crimped lead (Suffix B)	Crimped lead (Suffix B)				
ECWH6184HC()	0.18	20.7	11.5	16.3	21.3	17.5	10.0	1.5	0.8	250	1000	
ECWH6284HC()	0.28	20.7	14.3	19.1	24.1	17.5	10.0	1.5	0.8	200	700	
ECWH6304HC()	0.30	20.7	14.8	19.6	24.6	17.5	10.0	1.5	0.8			
ECWH6324HC()	0.32	20.7	14.5	20.9	25.9	17.5	10.0	1.5	0.8			
ECWH6334HC()	0.33	20.7	14.7	21.1	26.1	17.5	10.0	1.5	0.8			

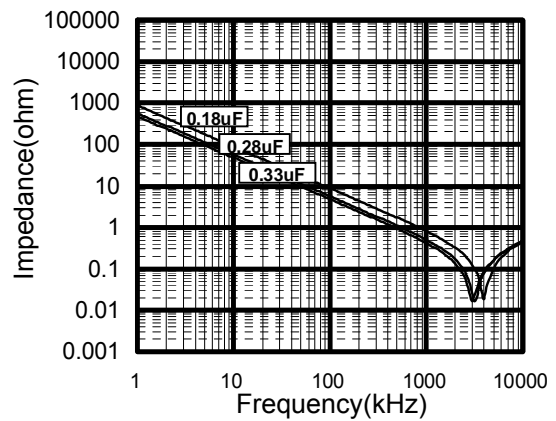
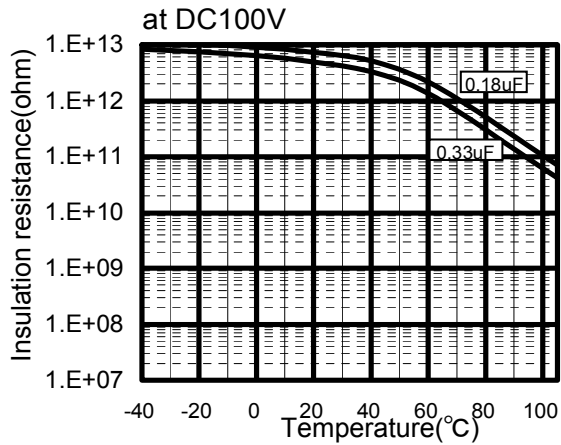
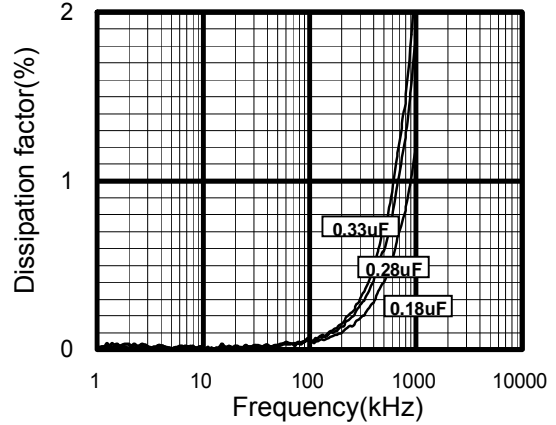
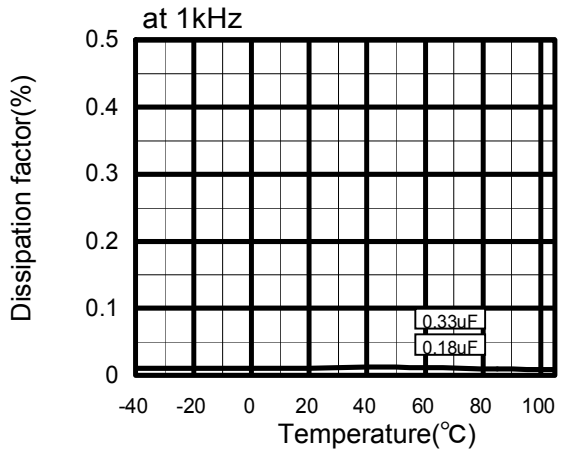
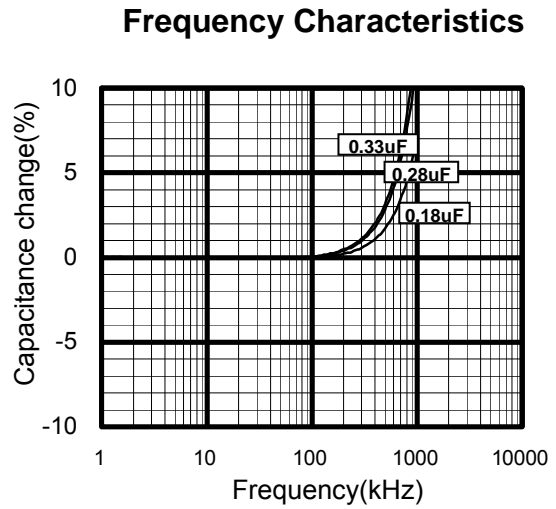
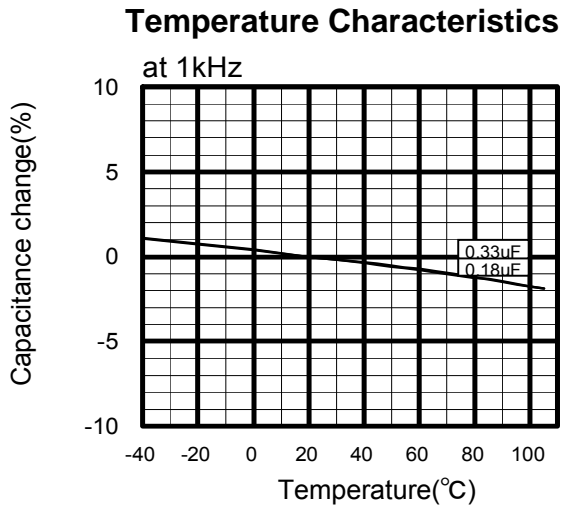
● Rated voltage : 1250 VDC Capacitance tolerance : $\pm 5\%$ (J)

Part No.	Cap (μ F)	Dimensions (mm)						Min. order Q'ty	
		L _{max}	T _{max}	H _{max}	F	G _{max}	ϕ d	Bulk	
ECWHC3B104JA	0.10	20.7	13.5	20.6	17.5	1.5	0.8	700	

● Rated voltage : 3000 VDC Capacitance tolerance : $\pm 5\%$ (J)

Part No.	Cap (μ F)	Dimensions (mm)								Min. order Q'ty	
		L _{max}	T _{max}	H _{max}		F	S		G _{max}	ϕ d	Bulk
				Straight	Crimped lead (Suffix Q)		Crimped lead (Suffix Q)	Crimped lead (Suffix Q)			
ECWHC3F242J()	0.0024	25.8	6.1	10.9	17.9	22.5	23.0	1.5	0.8	1000	
ECWHC3F362J()	0.0036	25.8	7.2	11.9	18.9	22.5	23.0	1.5	0.8		
ECWHC3F392J()	0.0039	25.8	7.5	12.2	19.2	22.5	23.0	1.5	0.8		
ECWHC3F432J()	0.0043	25.8	6.5	11.2	18.2	22.5	23.0	1.5	0.8		
ECWHC3F562J()	0.0056	25.8	7.3	12.0	19.0	22.5	23.0	1.5	0.8		
ECWHC3F822J()	0.0082	25.8	7.5	15.3	22.3	22.5	23.0	1.5	0.8		
ECWHC3F103J()	0.01	25.8	8.2	16.1	23.1	22.5	23.0	1.5	0.8		

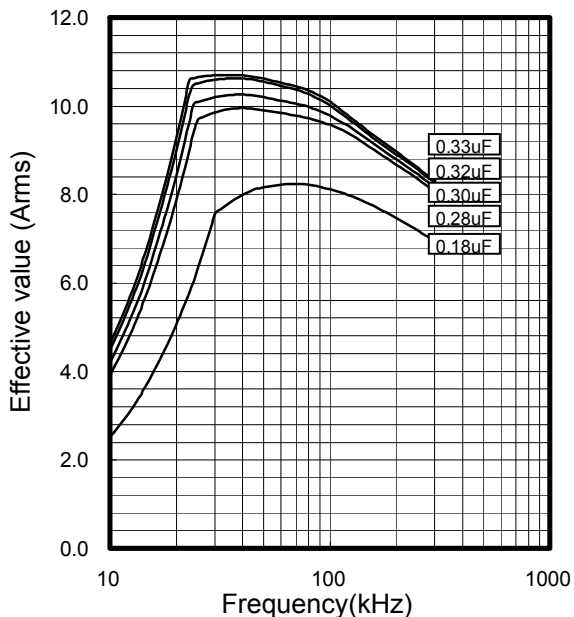
ECWH (C) Type DC630V series (Metallized Polypropylene Film)
Electrical Characteristics <Typical Data >



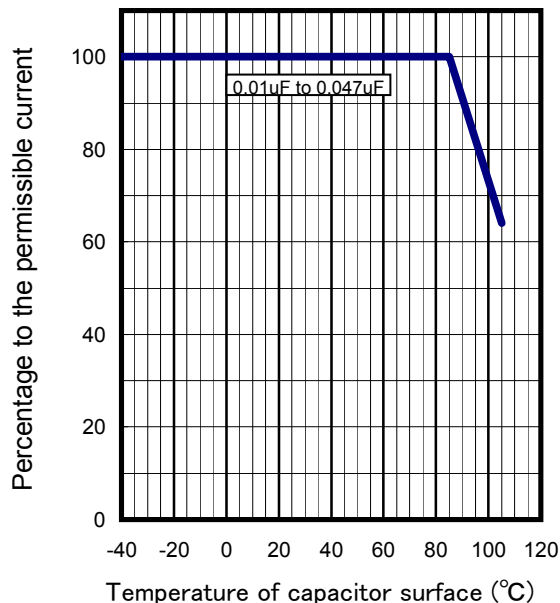
ECWH (C) Type DC630V series (Metallized Polypropylene Film)

Applicable Specifications

Permissible Current



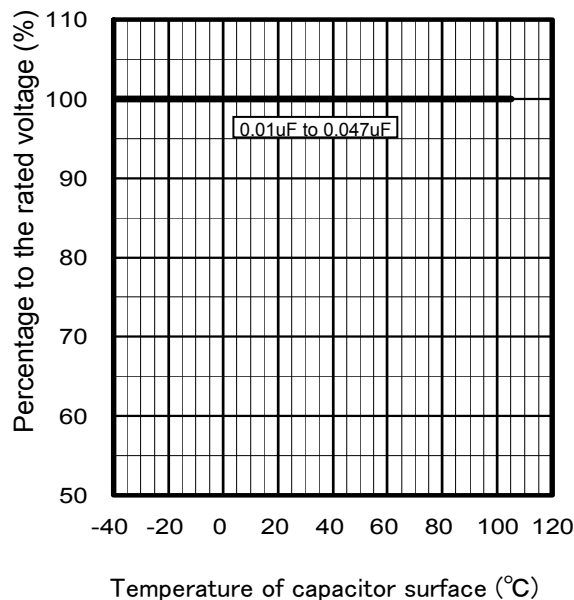
Permissible Current Derating by Temperature



Pulse Handling Capability (dv/dt)
(Max 10000cycles)

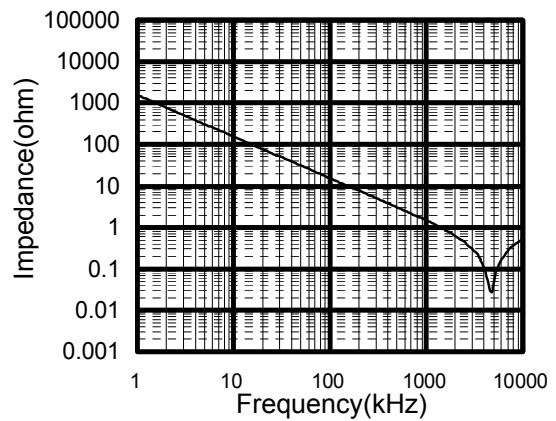
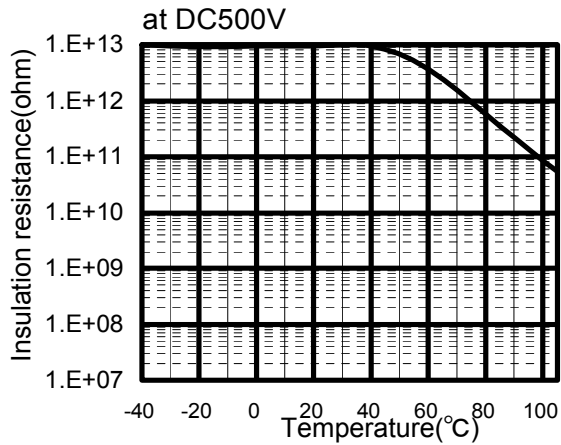
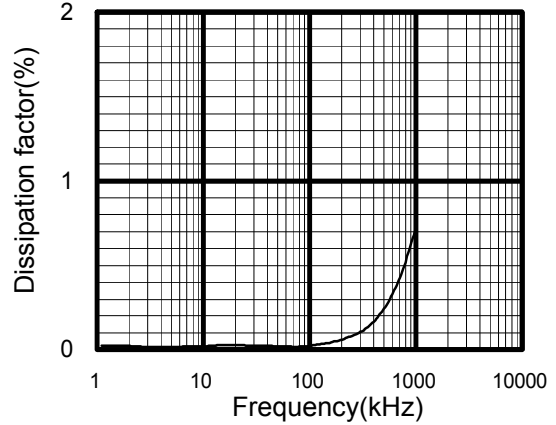
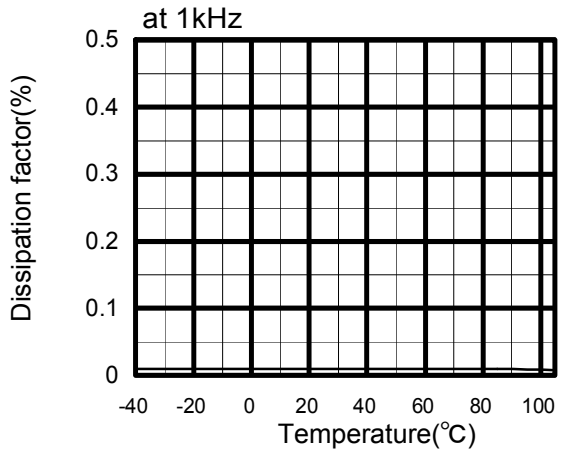
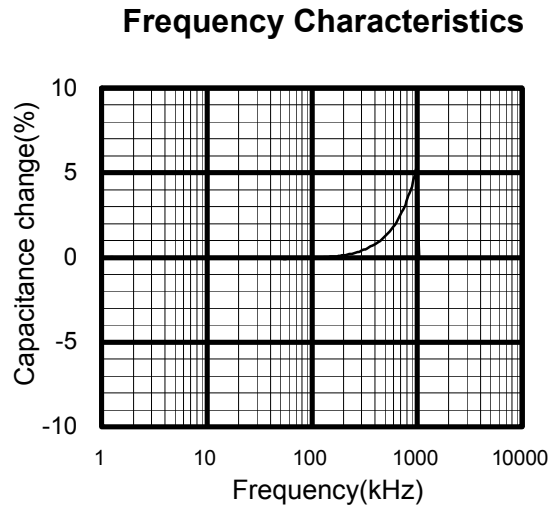
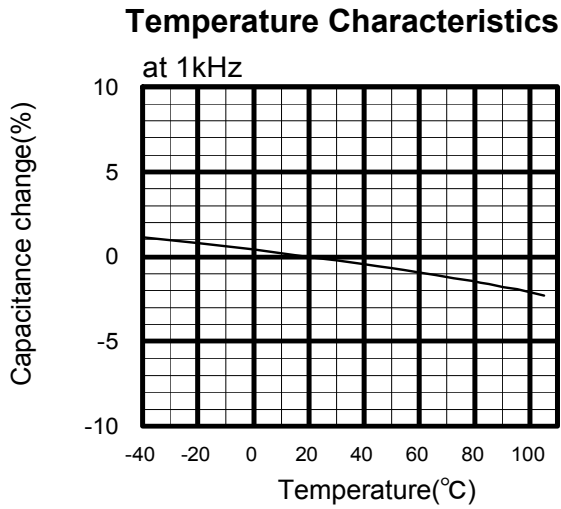
Rated Voltage	Capacitance (μF)	Code	dV/dt (V/μs)	Current (A0-P)
DC 630V	0.180	184	500	90
	0.280	284		140
	0.300	304		150
	0.320	324		160
	0.330	334		165

Voltage Derating by Temperature



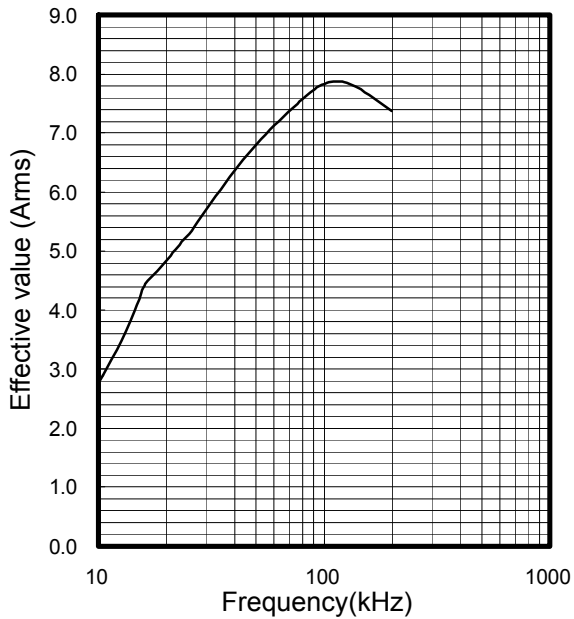
*Please consult Panasonic if your condition exceeds the above
 *P When you use this product, peak voltage must not exceed DC rated voltage.
 *The current(0-P) value is calculated using nominal capacitance.

ECWH (C) Type DC1250V series (Metallized Polypropylene Film)
Electrical Characteristics <Typical Data 0.1 μ F >

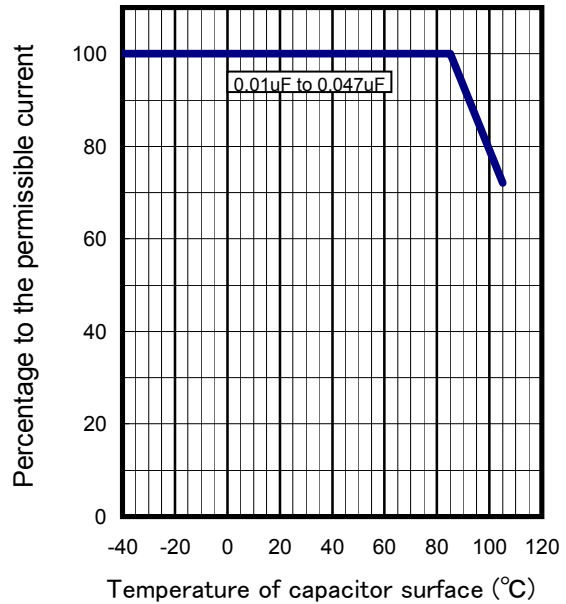


ECWH (C) Type DC1250V series (Metallized Polypropylene Film)
Applicable Specifications

Permissible Current



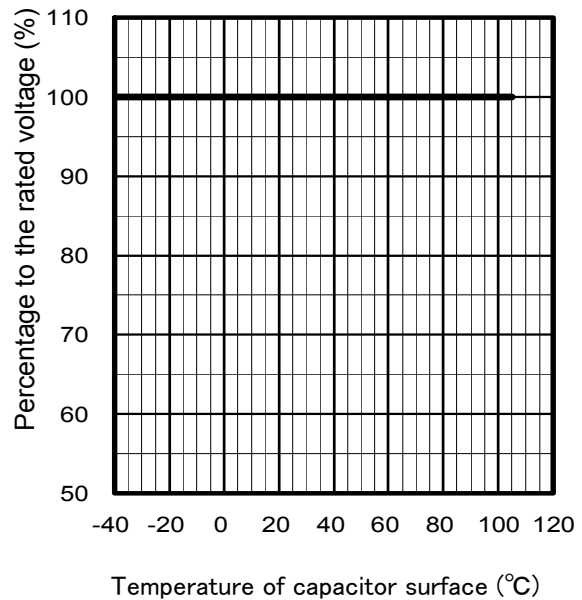
Permissible Current Derating by Temperature



Pulse Handling Capability (dv/dt)
 (Max 10000cycles)

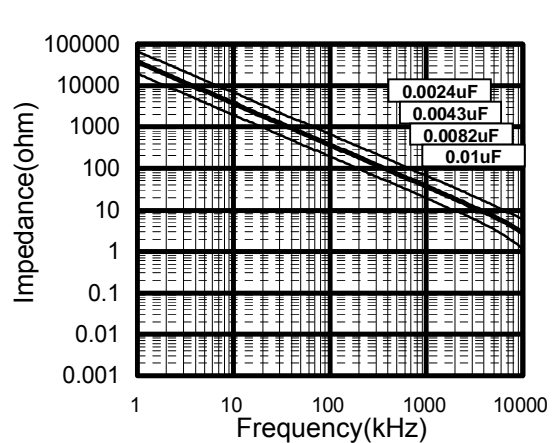
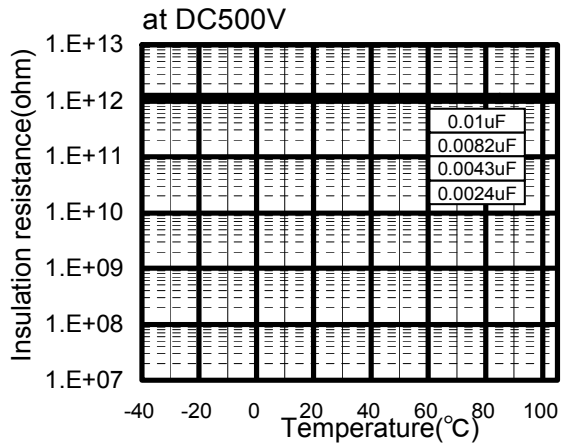
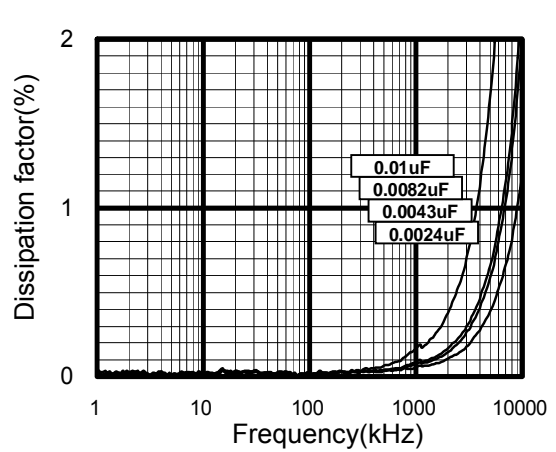
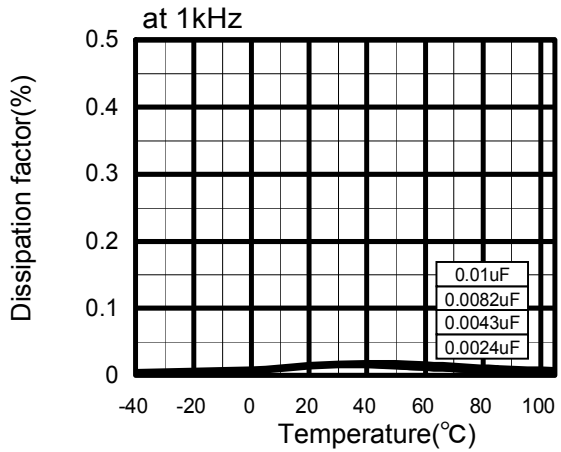
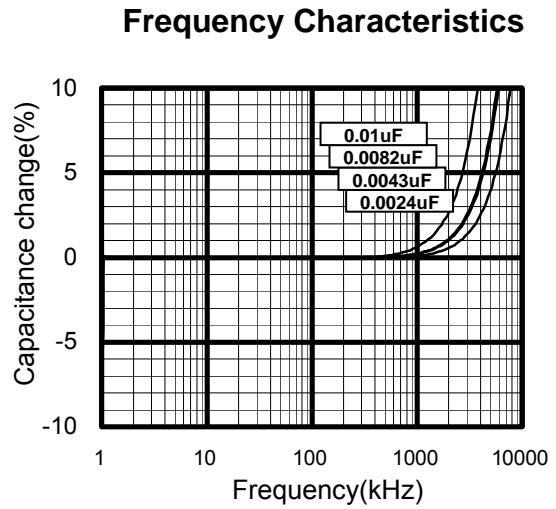
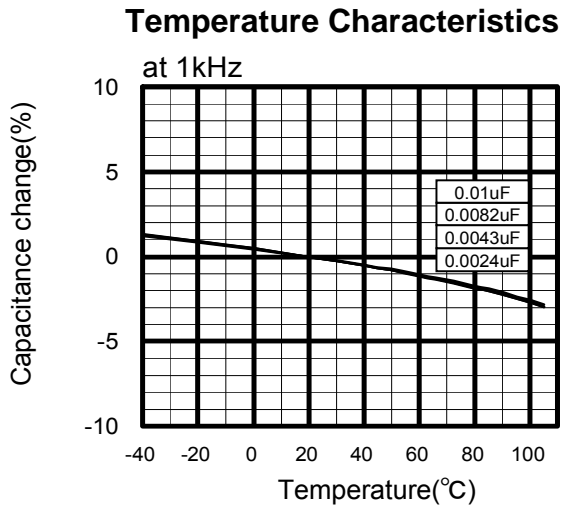
Rated Voltage	Capacitance (µF)	Code	dV/dt (V/µs)	Current (A0-P)
DC1250V	0.100	104	500	50

Voltage Derating by Temperature



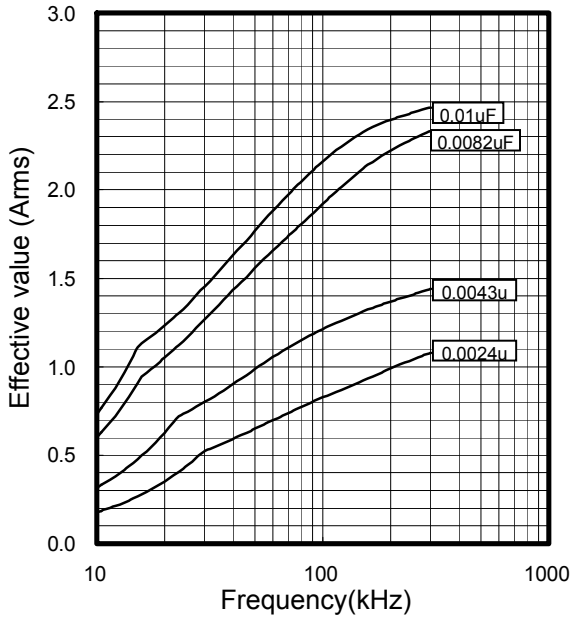
*Please consult Panasonic if your condition exceeds the above
 *P When you use this product, peak voltage must not exceed DC rated voltage.
 *The current(0-P) value is calculated using nominal capacitance.

ECWHC Type DC3000V series(Metallized Polypropylene Film)
Electrical Characteristics <Typical Data >

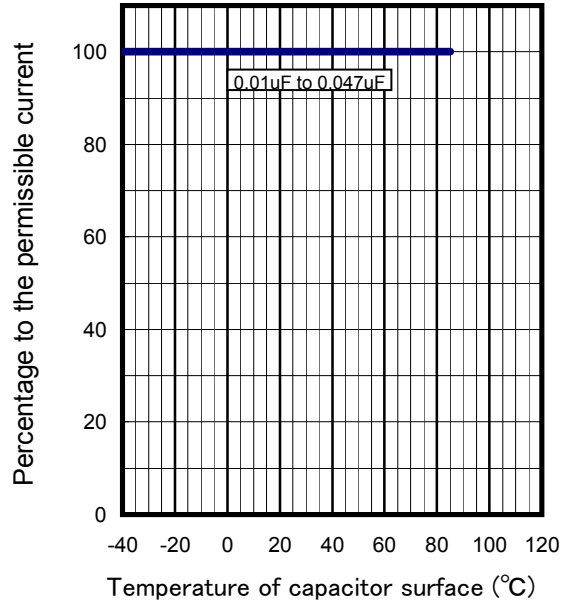


ECWHC Type DC3000V series (Metallized Polypropylene Film)
Applicable Specifications

Permissible Current



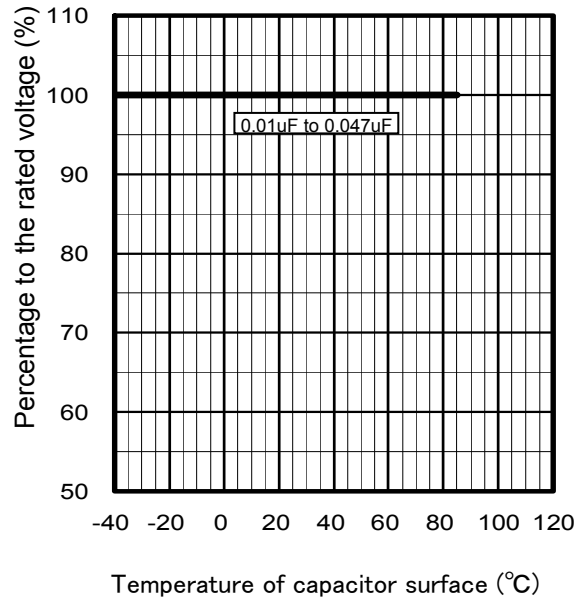
Permissible Current Derating by Temperature



Pulse Handling Capability (dv/dt)
 (Max 10000cycles)

Rated Voltage	Capacitance (μF)	Code	dV/dt (V/μs)	Current (A0-P)
DC 3000V	0.0024	242	2000	4.8
	0.0036	362		7.2
	0.0039	392		7.8
	0.0043	432		8.6
	0.0056	562		11.2
	0.0082	822		16.4
	0.0100	103		20.0

Voltage Derating by Temperature



*Please consult Panasonic if your condition exceeds the above
 *P When you use this product, peak voltage must not exceed DC rated voltage.
 *The current(0-P) value is calculated using nominal capacitance.