

<b>Applications</b>	Commercial Grade
<b>Feature</b>	<div style="border: 1px solid red; padding: 2px; display: inline-block;">Multilayer</div> Multilayer <div style="border: 1px solid green; padding: 2px; display: inline-block;">Shield</div> Magnetic Shield <div style="border: 1px solid gray; padding: 2px; display: inline-block;">Ferrite Core</div> Ferrite Core
<b>Series   Type</b>	MLF
<b>Status</b>	Production
<b>Brand</b>	TDK



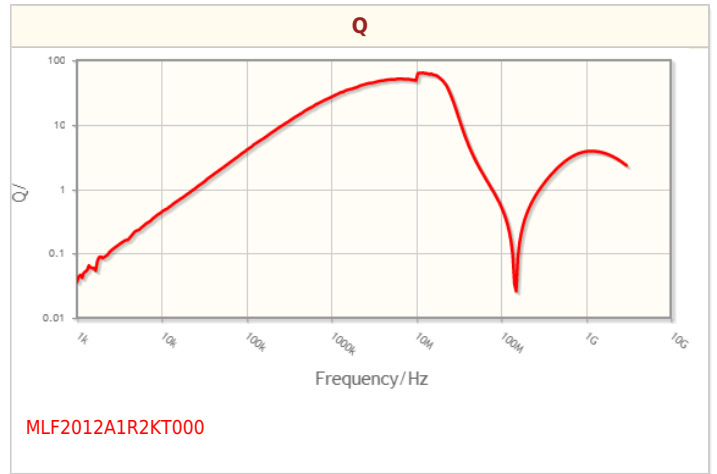
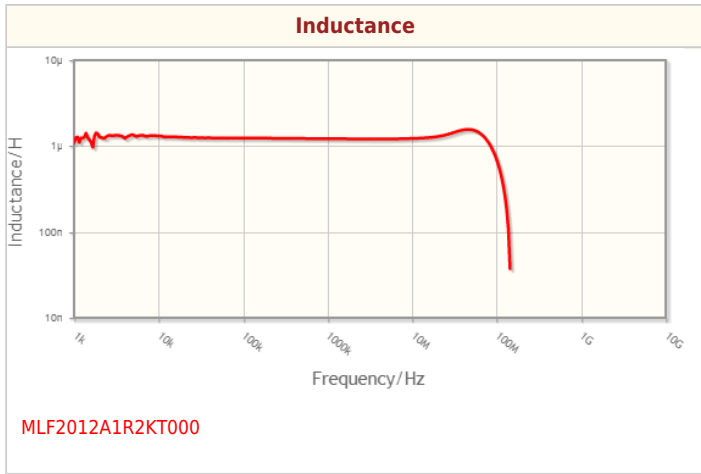
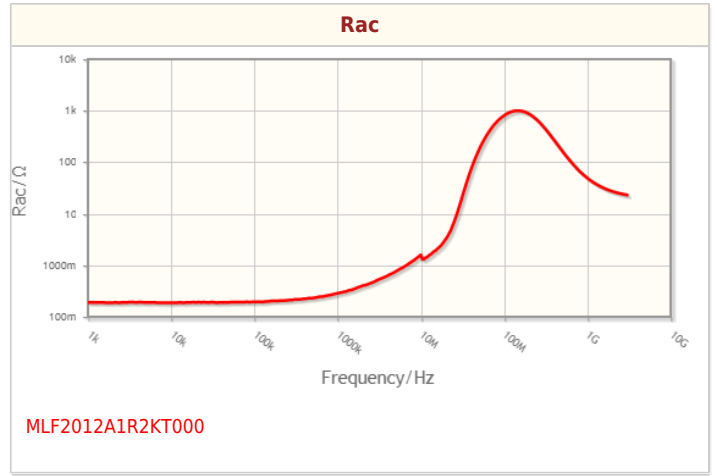
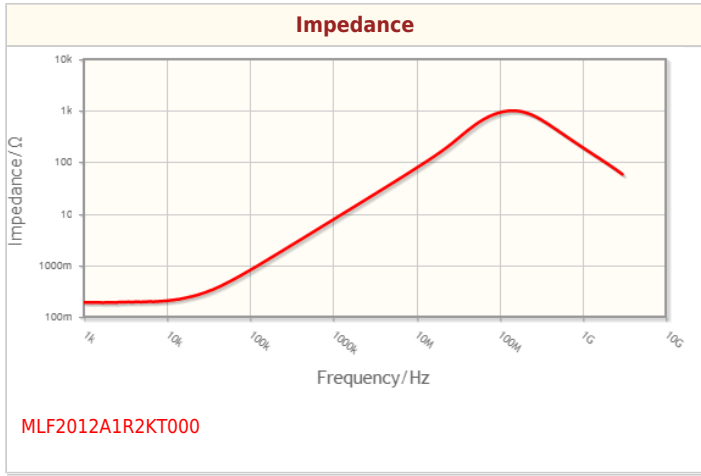
Size	
Length(L)	2.00mm ±0.20mm
Width(W)	1.25mm ±0.20mm
Thickness   Height	0.85mm ±0.20mm
Recommended Land Pattern (A)	0.80mm Nom.
Recommended Land Pattern (B)	1.00mm Nom.
Recommended Land Pattern (C)	1.20mm Nom.

Electrical Characteristics	
Inductance	1.2µH ±10% at 10MHz
Rated Current (L Change) [Typ.]	
Rated Current (L Change) [Max.]	80mA
Rated Current (Temperature Rise) [Typ.]	
Rated Current (Temperature Rise) [Max.]	
DC Resistance [Typ.]	150mΩ
DC Resistance [Max.]	350mΩ
Self Resonant Frequency [Min.]	110MHz
Self Resonant Frequency [Typ.]	150MHz
Q [Min.]	45 at 10MHz
Q [Typ.]	55 at 10MHz

Other	
Operating Temp. Range (Including Self-Temp. Rise)	-55 to 125°C
Soldering Method	Reflow
	Iron Soldering
AEC-Q200	NO
Packing	Punched (Paper)Taping [180mm Reel]
Package Quantity	4000pcs
Weight	0.01g

! Images are for reference only and show exemplary products.  
 ! This PDF document was created based on the data listed on the TDK Corporation website.  
 ! All specifications are subject to change without notice.

Characteristic Graphs(This is reference data, and does not guarantee the products characteristics.)



! Images are for reference only and show exemplary products.  
! This PDF document was created based on the data listed on the TDK Corporation website.  
! All specifications are subject to change without notice.

## Associated Images

