


Applications	Commercial Grade
Feature	<div style="border: 1px solid red; padding: 2px; display: inline-block; margin-right: 5px;">Multilayer</div> Multilayer <div style="border: 1px solid green; padding: 2px; display: inline-block; margin-right: 5px; margin-top: 5px;">Shield</div> Magnetic Shield <div style="border: 1px solid gray; padding: 2px; display: inline-block; margin-right: 5px; margin-top: 5px;">Ferrite Core</div> Ferrite Core
Series Type	MLF
Status	<div style="border: 1px solid red; padding: 2px; display: inline-block; margin-right: 5px;"></div> Obsolete Recommended Alternate Part No. : MLF1005GR47KT000 (Interchangeability is not guaranteed.) Discontinue Issue Date : Aug.5, 2019 Last Purchase Order Date : Mar.31, 2021 Last Shipment Date : Sep.30, 2021
Brand	TDK

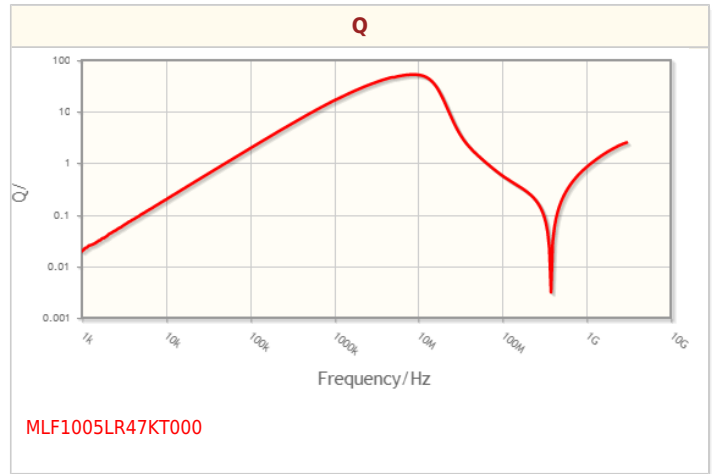
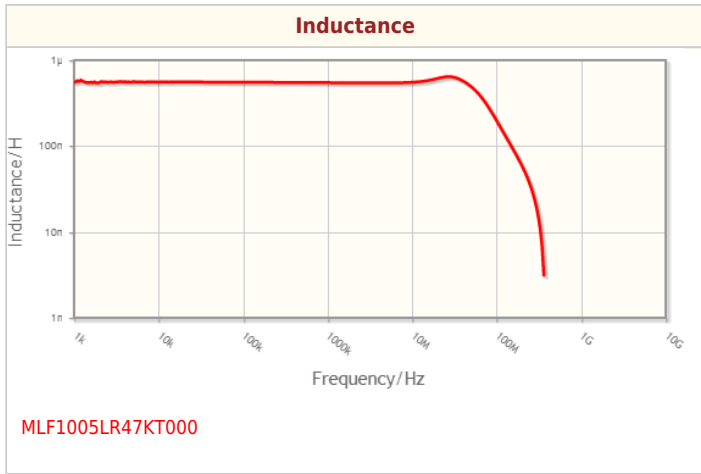
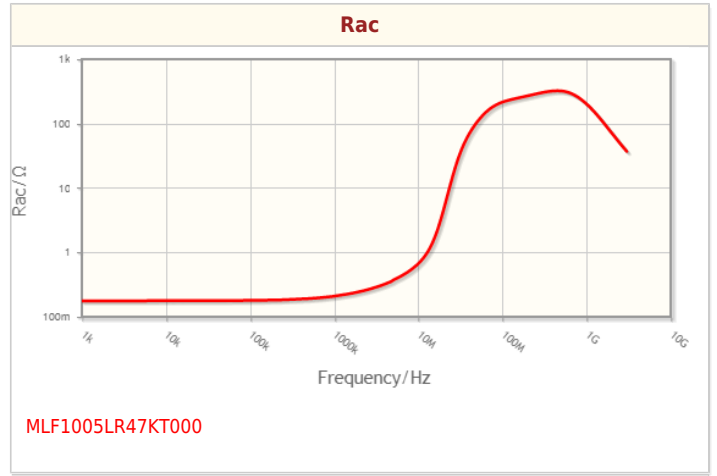
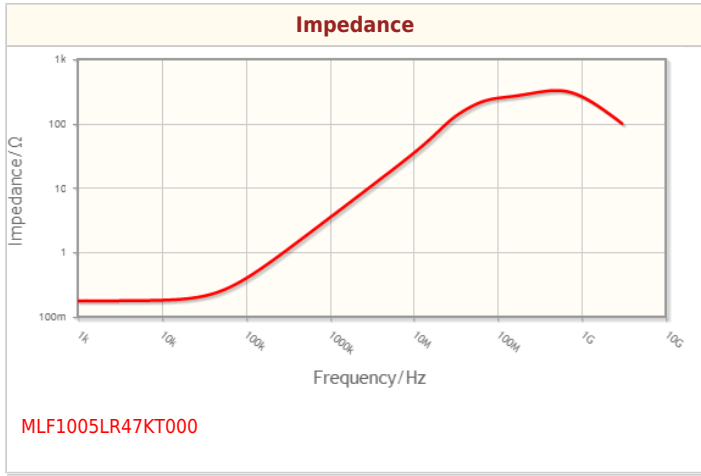


Size	
Length(L)	1.00mm ±0.05mm
Width(W)	0.50mm ±0.05mm
Thickness Height	0.50mm ±0.05mm
Recommended Land Pattern (A)	0.50mm Nom.
Recommended Land Pattern (B)	0.40mm Nom.
Recommended Land Pattern (C)	0.50mm Nom.

Electrical Characteristics	
Inductance	470nH ±10% at 10MHz
Rated Current (L Change) [Typ.]	
Rated Current (L Change) [Max.]	50mA
Rated Current (Temperature Rise) [Typ.]	
Rated Current (Temperature Rise) [Max.]	
DC Resistance [Typ.]	
DC Resistance [Max.]	420mΩ
Self Resonant Frequency [Min.]	190MHz
Self Resonant Frequency [Typ.]	
Q [Min.]	25 at 10MHz
Q [Typ.]	

Other	
Operating Temp. Range (Including Self-Temp. Rise)	-40 to 85°C
Soldering Method	Reflow Iron Soldering
AEC-Q200	NO
Packing	Punched (Paper)Taping [180mm Reel]
Package Quantity	10000pcs

Characteristic Graphs(This is reference data, and does not guarantee the products characteristics.)



! Images are for reference only and show exemplary products.
! This PDF document was created based on the data listed on the TDK Corporation website.
! All specifications are subject to change without notice.

Associated Images

