

<b>Applications</b>	Commercial Grade
<b>Feature</b>	<b>Multilayer</b> Multilayer
	<b>Non-Mag Core</b> Non-Magnetic Core (Dielectric Ceramic)
<b>Series   Type</b>	MLG
<b>Status</b>	Production
<b>Brand</b>	TDK



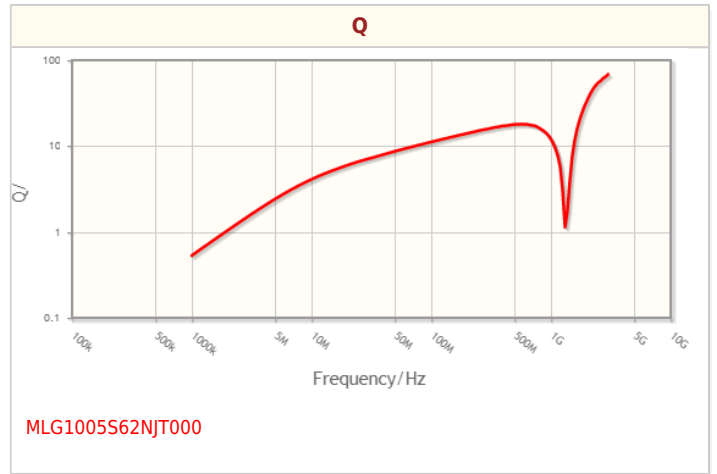
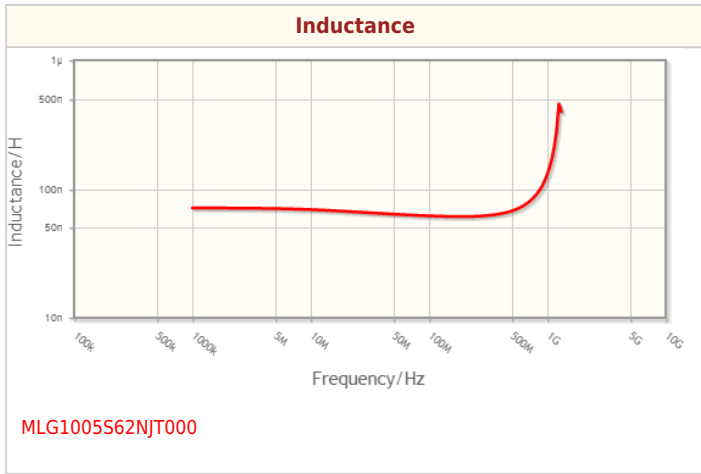
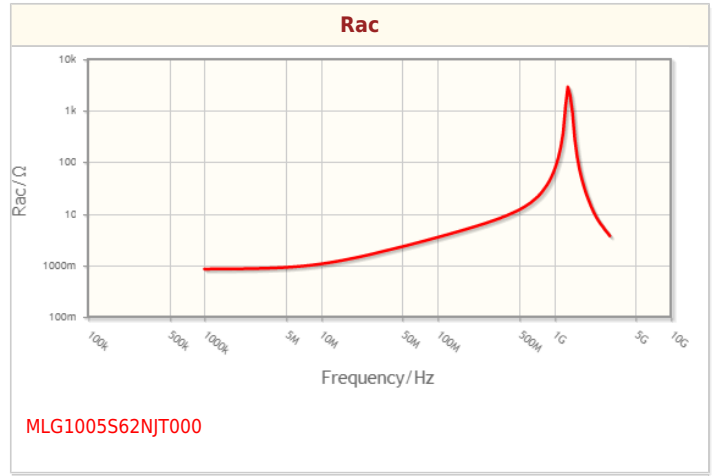
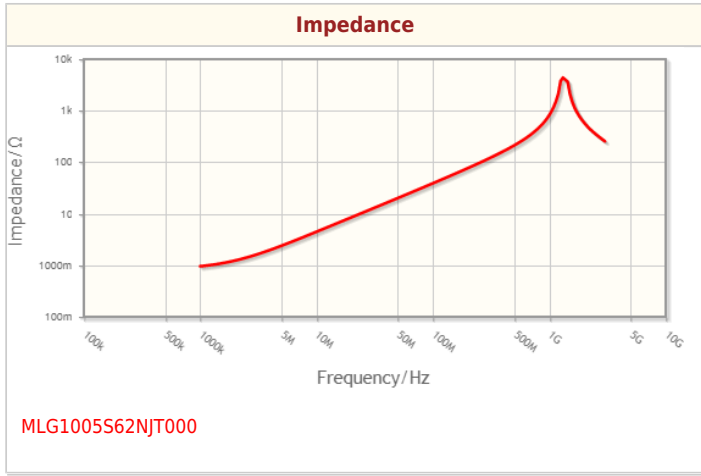
Size	
Length(L)	1.00mm ±0.05mm
Width(W)	0.50mm ±0.05mm
Thickness   Height	0.50mm ±0.05mm
Recommended Land Pattern (A)	0.50mm Nom.
Recommended Land Pattern (B)	0.40mm Nom.
Recommended Land Pattern (C)	0.50mm Nom.

Electrical Characteristics	
Inductance	62nH ±5% at 100MHz
Rated Current	200mA
DC Resistance [Typ.]	850mΩ
DC Resistance [Max.]	1.4Ω
Self Resonant Frequency [Min.]	1GHz
Self Resonant Frequency [Typ.]	1.3GHz
Q [Min.]	8 at 100MHz
Q [Typ.]	11 at 100MHz

Other	
Operating Temp. Range (Including Self-Temp. Rise)	-55 to 125°C
Soldering Method	Reflow
	Iron Soldering
AEC-Q200	NO
Packing	Punched (Paper)Taping [180mm Reel, Tape width 8mm]
Package Quantity	10000pcs
Weight	0.001g

! Images are for reference only and show exemplary products.  
! This PDF document was created based on the data listed on the TDK Corporation website.  
! All specifications are subject to change without notice.

Characteristic Graphs(This is reference data, and does not guarantee the products characteristics.)



! Images are for reference only and show exemplary products.  
! This PDF document was created based on the data listed on the TDK Corporation website.  
! All specifications are subject to change without notice.

## Associated Images

