

|                      |  |
|----------------------|--|
| <b>Applications</b>  | Commercial Grade   |
| <b>Feature</b>       | Multilayer<br>Non-Magnetic Core (Dielectric Ceramic)<br>High Q |
| <b>Series   Type</b> | MLG-P  |
| <b>Status</b>        | Production   |
| <b>Brand</b>         | TDK  |



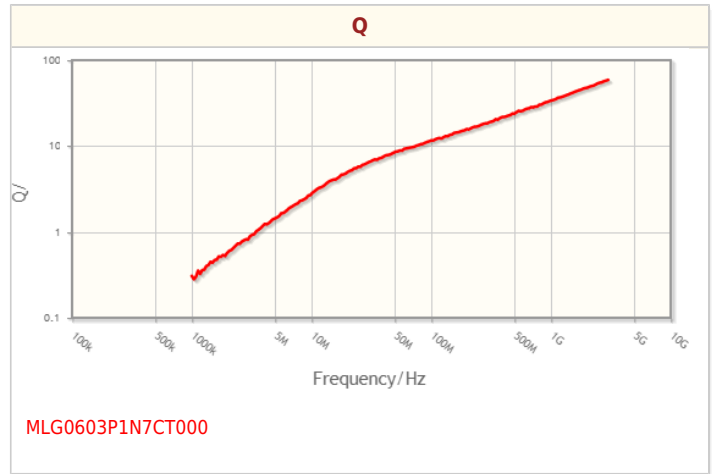
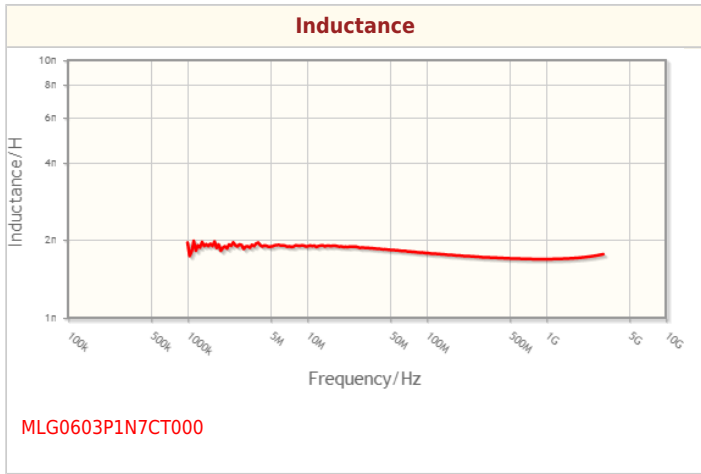
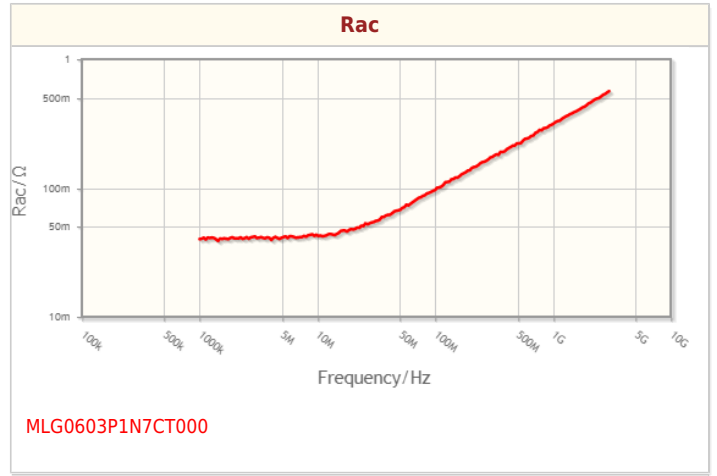
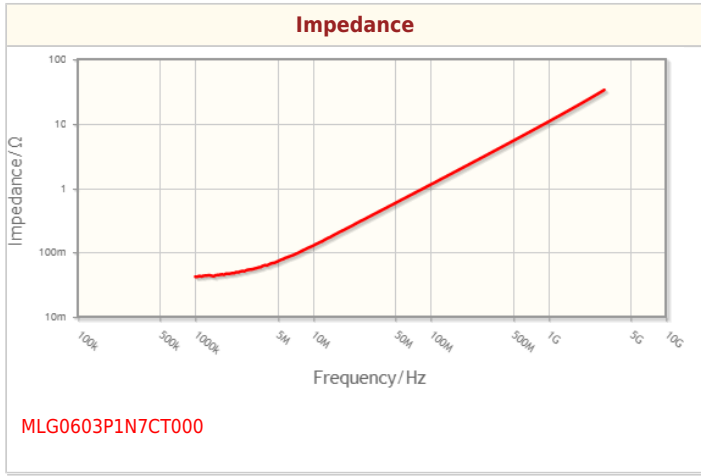
| Size                         |                |
|------------------------------|----------------|
| Length(L)                    | 0.60mm ±0.03mm |
| Width(W)                     | 0.30mm ±0.03mm |
| Thickness   Height           | 0.30mm ±0.03mm |
| Recommended Land Pattern (A) | 0.25mm Nom.    |
| Recommended Land Pattern (B) | 0.30mm Nom.    |
| Recommended Land Pattern (C) | 0.30mm Nom.    |

| Electrical Characteristics     |                        |
|--------------------------------|------------------------|
| Inductance                     | 1.7nH ±0.2nH at 500MHz |
| Rated Current                  | 700mA                  |
| DC Resistance [Typ.]           | 20mΩ                   |
| DC Resistance [Max.]           | 100mΩ                  |
| Self Resonant Frequency [Min.] | 10GHz                  |
| Self Resonant Frequency [Typ.] | 12.8GHz                |
| Q [Min.]                       | 14 at 500MHz           |
| Q [Typ.]                       | 17 at 500MHz           |

| Other   |  |
|---|--|
| Operating Temp. Range (Including Self-Temp. Rise) | -55 to 125°C                                       |
| Soldering Method                                  | Reflow   |
| AEC-Q200  | NO   |
| Packing   | Punched (Paper)Taping [180mm Reel, Tape width 8mm] |
| Package Quantity                                  | 15000pcs   |
| Weight  | 0.0002g  |

! Images are for reference only and show exemplary products.  
! This PDF document was created based on the data listed on the TDK Corporation website.  
! All specifications are subject to change without notice.

Characteristic Graphs(This is reference data, and does not guarantee the products characteristics.)



! Images are for reference only and show exemplary products.  
! This PDF document was created based on the data listed on the TDK Corporation website.  
! All specifications are subject to change without notice.

## Associated Images

