

<b>Applications</b>	Automotive Grade
<b>Feature</b>	AEC-Q200
	Wire Wound
	Magnetic Shield
	Ferrite Core
<b>Series   Type</b>	SLF-H
<b>Status</b>	Production
<b>Brand</b>	TDK



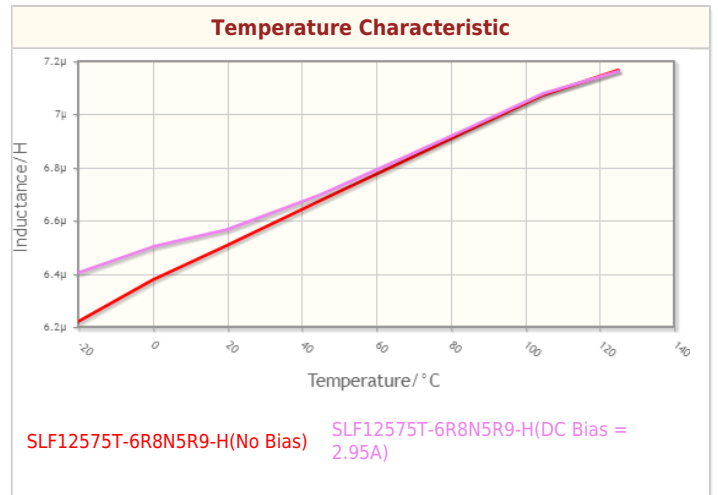
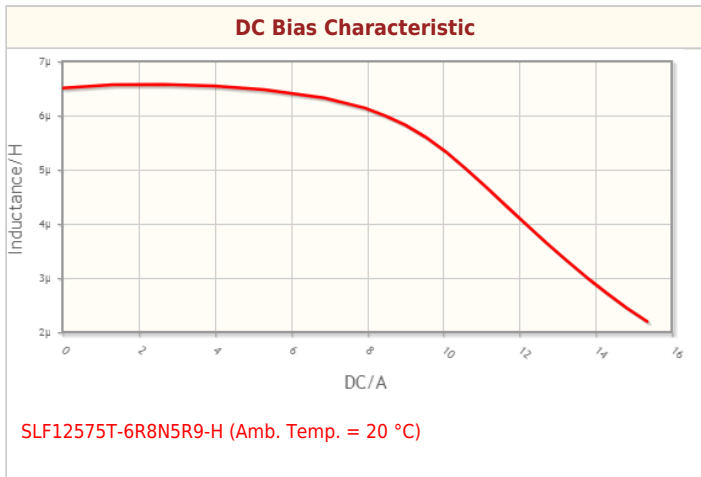
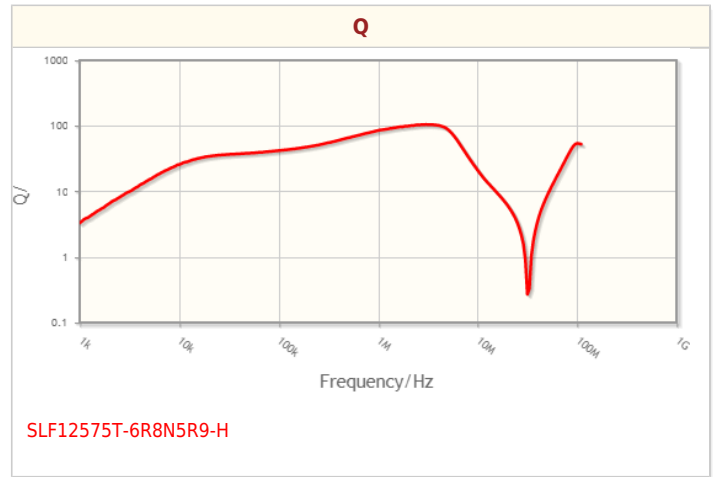
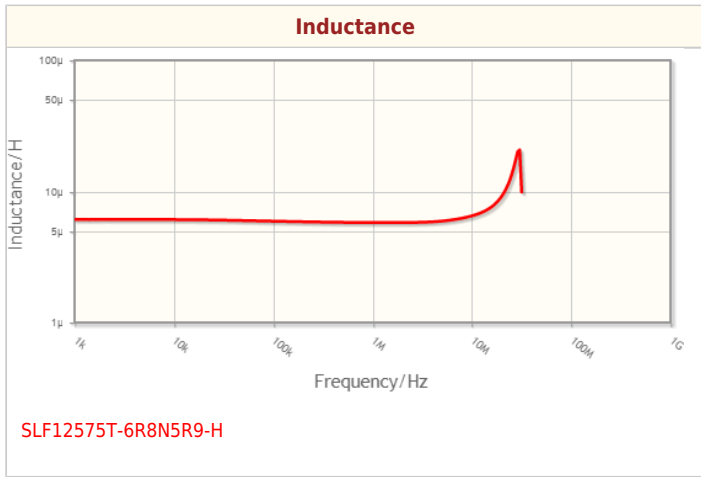
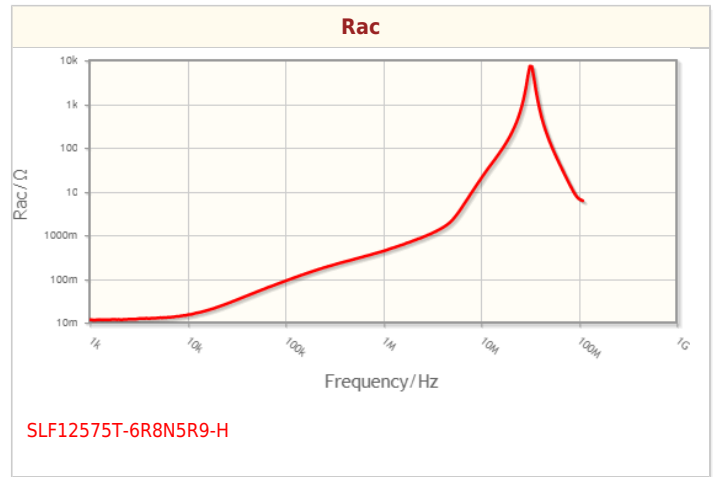
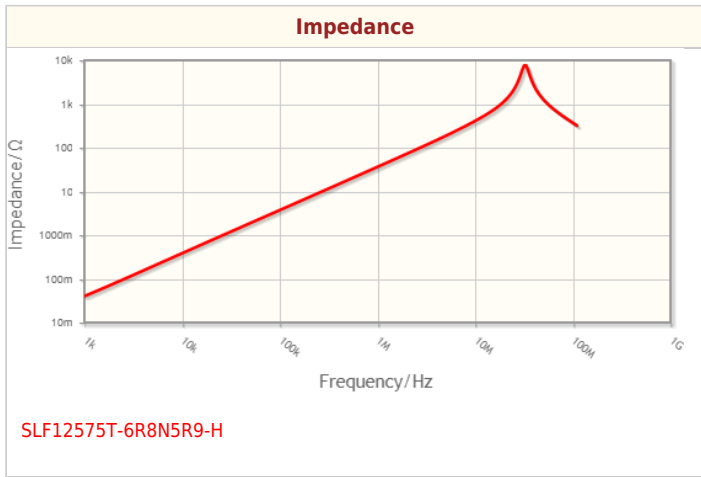
Size	
Length(L)	12.50mm ±0.30mm
Width(W)	12.50mm ±0.30mm
Thickness   Height	7.50mm ±0.35mm
Recommended Land Pattern (A)	2.60mm Nom.
Recommended Land Pattern (B)	8.50mm Nom.
Recommended Land Pattern (C)	3.20mm Nom.

Electrical Characteristics	
Inductance	6.8μH ±30% at 1kHz
Rated Current (L Change) [Typ.]	
Rated Current (L Change) [Max.]	7.2A (10% Down)
Rated Current (Temperature Rise) [Typ.]	5.9A (40°C Rise)
Rated Current (Temperature Rise) [Max.]	
DC Resistance [Typ.]	13.1mΩ
DC Resistance [Max.]	15.72mΩ
Self Resonant Frequency [Min.]	
Self Resonant Frequency [Typ.]	
Q [Min.]	
Q [Typ.]	

Other	
Operating Temp. Range (Including Self-Temp. Rise)	-40 to 125°C
Soldering Method	Reflow
	Iron Soldering
AEC-Q200	YES
Packing	Embossed (Plastic)Taping [330mm Reel, Tape width 24mm]
Package Quantity	500pcs
Weight	3.4g

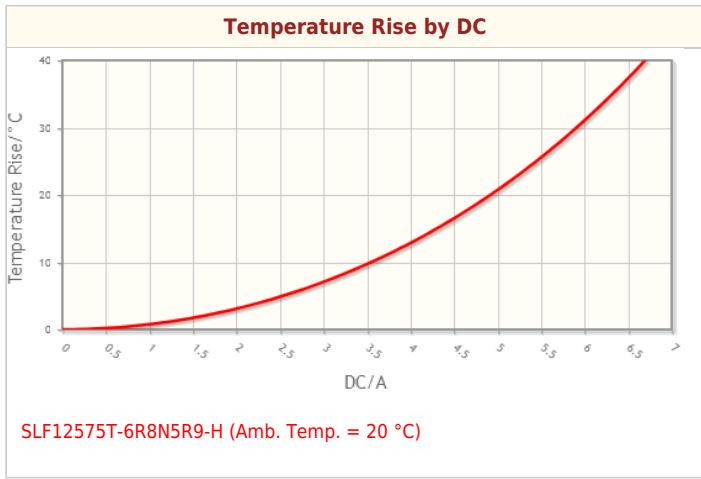
! Images are for reference only and show exemplary products.  
! This PDF document was created based on the data listed on the TDK Corporation website.  
! All specifications are subject to change without notice.

Characteristic Graphs(This is reference data, and does not guarantee the products characteristics.)



! Images are for reference only and show exemplary products.  
! This PDF document was created based on the data listed on the TDK Corporation website.  
! All specifications are subject to change without notice.

Characteristic Graphs(This is reference data, and does not guarantee the products characteristics.)



! Images are for reference only and show exemplary products.  
! This PDF document was created based on the data listed on the TDK Corporation website.  
! All specifications are subject to change without notice.

## Associated Images

